

STANBERRY R-II SCHOOL DISTRICT  
STANBERRY, MISSOURI

BASIC FINANCIAL STATEMENTS  
YEAR ENDED JUNE 30, 2023

**Clevenger & Associates, CPA, PC**  
2881 Grand Drive  
Chillicothe, MO 64601

# Clevenger & Associates, CPA, PC

2881 Grand Drive  
Chillicothe, MO 64601  
(660) 646-4872

November 17, 2023

To the Board of Education

Stanberry R-II School District

We have audited the modified cash basis financial statements of the governmental activities and each major fund of Stanberry R-II School District for the year ended June 30, 2023. Professional standards require that we provide you with information about our responsibilities under generally accepted auditing standards (and, if applicable, *Government Auditing Standards* and the Uniform Guidance), as well as certain information related to the planned scope and timing of our audit. We have communicated such information in our letter to you dated August 24, 2023. Professional standards also require that we communicate to you the following information related to our audit.

## Significant Audit Findings

### *Qualitative Aspects of Accounting Practices*

Management is responsible for the selection and use of appropriate accounting policies. The significant accounting policies used by Stanberry R-II School District are described in Note A to the financial statements. No new accounting policies were adopted and the application of existing policies was not changed during the year. We noted no transactions entered into by the District during the year for which there is a lack of authoritative guidance or consensus. All significant transactions have been recognized in the financial statements in the proper accounting period.

Certain financial statement disclosures are particularly sensitive because of their significance to financial statement users. The most sensitive disclosure affecting the financial statements was:

The disclosure of the leases of the District in Note M to the financial statements discusses the outstanding debt of the District.

The financial statement disclosures are neutral, consistent, and clear.

### *Difficulties Encountered in Performing the Audit*

We encountered no significant difficulties in dealing with management in performing and completing our audit.

### *Corrected and Uncorrected Misstatements*

Professional standards require us to accumulate all known and likely misstatements identified during the audit, other than those that are clearly trivial, and communicate them to the appropriate level of management. Management has corrected all such misstatements. In addition, none of the misstatements detected as a result of audit procedures and corrected by management were material, either individually or in the aggregate, to each opinion unit's financial statements taken as a whole.

### *Disagreements with Management*

For purposes of this letter, a disagreement with management is a financial accounting, reporting, or auditing matter, whether or not resolved to our satisfaction, that could be significant to the financial statements or the auditor's report. We are pleased to report that no such disagreements arose during the course of our audit.

### *Management Representations*

We have requested certain representations from management that are included in the management representation letter dated November 17, 2023.

### *Management Consultations with Other Independent Accountants*

In some cases, management may decide to consult with other accountants about auditing and accounting matters, similar to obtaining a "second opinion" on certain situations. If a consultation involves application of an accounting principle to the District's financial statements or a determination of the type of auditor's opinion that may be expressed on those statements, our professional standards require the consulting accountant to check with us to determine that the consultant has all the relevant facts. To our knowledge, there were no such consultations with other accountants.

### *Other Audit Findings or Issues*

We generally discuss a variety of matters, including the application of accounting principles and auditing standards, with management each year prior to retention as the District's auditors. However, these discussions occurred in the normal course of our professional relationship and our responses were not a condition to our retention.

### Other Matters

We were engaged to report on the schedule of expenditures of federal awards, as required by Title 2 U.S. *Code of Federal Regulations Part 200, Uniform Administrative Requirements, Cost Principles, and Audit Requirements for Federal Awards*, which accompany the financial statements. With respect to this supplementary information, we made certain inquiries of management and evaluated the form, content, and methods of preparing the information to determine that the information is in accordance with the modified cash basis of accounting, the method of preparing it has not changed from the prior period, and the information is appropriate and complete in relation to our audit of the financial statements. We compared and reconciled the supplementary information to the underlying accounting records used to prepare the financial statements or to the financial statements themselves.

Management is responsible for the other information included in the annual report. The other information comprises the management's discussion and analysis, budgetary comparison information, and statistical sections but does not include the basic financial statements and our auditor's report thereon. Our opinions on the basic financial statements do not cover the other information, and we do not express an opinion or any form of assurance thereon.

In connection with our audit of the basic financial statements, our responsibility is to read the other information and consider whether a material inconsistency exists between the other information and the basic financial statements, or the other information otherwise appears to be materially misstated. If, based on the work performed, we conclude that an uncorrected material misstatement of the other information exists, we are required to describe it in our report.

### Restriction on Use

This information is intended solely for the use of the administration and the Board of Education of Stanberry R-II School District and is not intended to be, and should not be, used by anyone other than these specified parties.

*Clevenger & Associates, CPA, PC*

Chillicothe, Missouri

# STANBERRY R-II SCHOOL DISTRICT

Dr. John Davison, Superintendent  
610 N. Park Street  
Stanberry, MO 64489

## MANAGEMENT'S DISCUSSION AND ANALYSIS

The discussion and analysis of the Stanberry R-II School District's financial performance provides an overview of the District's financial activities for the fiscal year ended June 30, 2023. The intent of this discussion and analysis is to look at the District's financial performance as a whole; readers should review the basic financial statements, notes to the financial statements and other supplemental information to enhance their understanding of the District's financial performance.

### Financial Highlights

- The total fund balances for the District (General and Capital Projects Funds) were \$1,827,922.58 on June 30, 2023. This is a decrease of \$377,937.85 in comparison to the prior fiscal year.
- The total revenues of the governmental funds for the fiscal year were \$5,378,014.46. This is a decrease of \$373,866.21 compared to prior year due mainly to CARES money and increased food service revenue.
- Expenditures for the year were \$5,755,952.31. This is an increase of \$90,296.94 over the prior year due mainly to an increase in capital lease payments.
- Expenditures for the lease purchase totaled \$366,273.41, including principal payments of \$300,000 and interest and fees of \$66,273.41 for the year.
- Outlays for new capital assets were \$565,169.92 during the year, including repairs to the facility.

### Overview of the Financial Statements

This annual report consists of two distinct series of financial statements: the government-wide financial statements and the fund financial statements, notes to the financial statements, other financial information, other reporting requirements, and supplementary state information.

- Government-Wide Financial Reports: Provide both short-term and long-term information about the District's overall financial status. Government-wide statements include the Statement of Net Position and the Statement of Activities.

-Unaudited-

I



- **Fund Financial Statements:** Focus on individual funds of the District, reporting activities in more detail. These statements show how services were financed in the short-term as well as what remains for future spending.
- **Other Information:** Reports information where limited procedures are applied to budgetary and historical comparisons which are presented to provide perspective for the user of the financial statements.
- **Supplementary Information:** Reports information relating to the single audit for the district on spending of federal grant funds.

## **Reporting on the District as a Whole**

### *The Statement of Net Position and the Statement of Activities*

The District's financial transactions as a whole for the year are summarized on the Statement of Net Position and the Statement of Activities. The statements include all assets and liabilities using the modified cash basis of accounting.

Basis of accounting refers to when revenues and expenditures are recognized in the accounts and reported in the financial statements. The financial statements are presented on the modified cash basis of accounting, under which revenues are recorded when received rather than when susceptible to accrual, and expenditures are recorded when paid rather than when the fund liability is incurred, except for teachers' salaries as explained in Note A to the financial statements.

These two statements report the District's change in net position. The change in net position is important because it tells the reader that, for the District as a whole, the financial position of the District has improved or diminished. The causes of this change may be the result of many factors, some financial, some not. Non-financial factors include the District's property tax base, facility conditions, required educational programs, and other factors.

In the Statement of Net Position and the Statement of Activities, the District reports governmental activities. Governmental Activities are the activities where most of the Districts programs and services are reported including, instruction, support services, operation and maintenance of plant, pupil transport, food service, and student activities.

## **Reporting the District's Most Significant Funds**

Fund financial reports provide detailed information about the District's major funds. District resources are allocated to and accounted for in individual funds based on the purposes for which they are to be spent and the means by which spending activities are controlled. The following types of funds are used by the District:

-Unaudited-

II

Phone (660) 783-2136 • Fax (660) 783-2177

Email [jdavison@stanberryschools.org](mailto:jdavison@stanberryschools.org) • Website <https://www.sr2.k12.mo.us/>

General Fund – Accounts for and reports all financial resources not accounted for and reported in another fund.

Special Revenue Fund – Accounts for and reports the proceeds of specific revenue sources that are restricted or committed to expenditure for specified purposes other than debt service or capital projects.

Capital Projects Fund – Accounts for and reports financial resources that are restricted, committed, or assigned to expenditures for capital outlay, including the acquisition or construction of capital facilities and other capital assets.

Scholarship Fund – Accounts for and reports donations that are restricted for student scholarships.

**The District as a Whole**

The Statement of Net Position provides the perspective of the District as a whole. Table 1 provides a summary and comparison of the District’s net position for 2023 and 2022:

| TABLE 1                   | Governmental Activities |                 |
|---------------------------|-------------------------|-----------------|
|                           | 2023                    | 2022            |
| ASSETS                    |                         |                 |
| Cash and cash equivalents | \$ 827,922.58           | \$ 1,205,860.43 |
| Investments               | 1,000,000.00            | 1,000,000.00    |
| Total Assets              | 1,827,922.58            | 2,205,860.43    |
| NET POSITION              |                         |                 |
| Unrestricted              | 1,827,922.58            | 2,205,860.43    |
| Total Net Position        | \$ 1,827,922.58         | \$ 2,205,860.43 |

Total assets at June 30, 2023 were \$1,827,922.58.

Unrestricted net position that can be used to finance day-to-day activities without constraints established by grants or legal requirements was \$1,827,922.58 and restricted net position was \$-0-.

**Governmental Activities**

Revenues – General revenues and special items totaled \$4,011,664.50. The three largest sources of general revenue for the District are generated through property taxes \$1,791,457.21, the Basic Foundation Formula \$1,614,539.90 and state assessed utilities \$102,370.70. Program specific revenues in the form of operating grants totaled \$973,920.91. The largest portion of this revenue was

-Unaudited-  
III

from State Transportation. State and Federal reimbursement for food service and transportation were \$126,927.44 and \$153,734.00, respectively.

Expenditures – Expenditures for governmental activities totaled \$5,755,952.31 offset by program specific charges for services, contributions, and grants of \$1,366,349.96. General revenues, primarily property taxes, the basic formula, and to a lesser extent state assessed utilities, fines and earnings on investments were adequate to provide for program activities.

The Statement of Activities shows the costs of program services and the charges for services and grants offsetting those services. Table 2 (below) shows the total cost of services and the net cost of services. That is, it identifies the costs of these services supported by tax revenues and unrestricted State entitlements.

| TABLE 2                       | 2023                   |                        | 2022                   |                        |
|-------------------------------|------------------------|------------------------|------------------------|------------------------|
|                               | Cost of Services       | Net Cost of Services   | Cost of Services       | Net Cost of Services   |
| <b>EXPENDITURES:</b>          |                        |                        |                        |                        |
| Instruction                   | \$ 2,863,219.55        | \$ 2,067,942.24        | \$ 2,778,845.28        | \$ 1,133,623.90        |
| Student support services      | 253,559.36             | 253,064.11             | 231,589.00             | 231,589.00             |
| Instructional staff support   | 154,373.76             | 154,373.76             | 286,080.04             | 286,080.04             |
| General administration        | 284,486.41             | 284,486.41             | 375,836.78             | 375,836.78             |
| Building level administration | 190,757.26             | 190,757.26             | 177,699.14             | 177,699.14             |
| Operation of plant            | 1,077,198.86           | 937,198.86             | 878,780.35             | 878,780.35             |
| Transportation                | 268,178.35             | 114,444.35             | 256,736.72             | 203,108.72             |
| Food service                  | 236,907.47             | (21,344.75)            | 288,949.47             | (2,749.60)             |
| Early childhood programs      | 60,997.88              | 42,406.70              | 56,290.59              | 36,736.66              |
| Lease Payments:               |                        |                        |                        |                        |
| Principal retirements         | 300,000.00             | 300,000.00             | 300,000.00             | 300,000.00             |
| Interest and fees             | 66,273.41              | 66,273.41              | 34,848.00              | 34,848.00              |
| <b>Total</b>                  | <b>\$ 5,755,952.31</b> | <b>\$ 4,389,602.35</b> | <b>\$ 5,665,655.37</b> | <b>\$ 3,655,552.99</b> |

Instruction includes activities directly dealing with the teaching of pupils and the interaction between teacher and pupil.

Student support services include health, psychology and speech instruction.

-Unaudited-  
IV

Instructional staff support includes the activities involved with assisting staff with the content and process of teaching pupils.

General administration includes the expenses associated with administrative and financial supervision of the district and office support staff. It also includes expenses related to planning, research, development, and evaluation of instructional and support services, as well as reporting this information internally and to the public.

Building level administration includes the cost of salaries and benefits for building level principals and office support staff.

Operation of plant activities involves keeping school grounds, buildings, and equipment in an effective working condition.

Transportation involves the conveyance of students to and from school, as well as to and from school activities, as provided by state law.

Food service includes the preparation, delivery, and servicing of meals to students and school staff in connection with school activities.

Early childhood programs include resources that can be useful to parent, child care providers, teachers and administrators about learning and development of our Pre-K learners.

Lease payments involve the transactions associated with payments of principal, interest and fees for the debt of the District.

### **The District's Funds**

The District's funds are accounted for using the modified cash basis of accounting. All governmental funds had total revenues of \$5,378,014.46 and total expenditures of \$5,755,952.31. The net change in fund balance for the year was (\$377,937.85).

The General fund had a balance of \$1,618,357.97 at the end of the year.

The Special Revenue Fund had a balance of \$-0- at the end of the year. The District transferred \$178,844.90 to avoid deficit spending.

The Capital Projects fund balance was \$209,564.61 at the end of the year.

**-Unaudited-**

**V**

## **General Fund Budgetary Highlights**

During the course of the year, the District amended the annual operating budget as the Board approved changes. The primary reason for the amendments was minimal fluctuations in actual expenditures made and due to uncertainty of revenues from the State of Missouri Department of Elementary and Secondary Education.

## **Economic Factors and Next Year's Budget**

The Stanberry R-II School District is financially stable. The District is proud of the community support of its public schools. The Board of Education and the District administration have been concerned in recent years with the underfunding of the foundation formula, especially the "hold harmless" mechanism. However, the state legislature has made fully funding the formula a mandate and priority for the past several fiscal years. The district hopes that state government continues to support fully funding the formula going forward, because without the full revenue from this fund, the District will struggle in future years. Looking to the future, the state and national economic news appears to remain somewhat positive. Overall the District is in good financial condition.

Beginning with the 2023-2024 school year, the District is continuing to see a steady increase in the overall enrollment numbers. This positive change in the District's enrollment brings on two challenges or concerns. The predominate concern for the District is the need to generate revenue to address future building needs and the hiring of additional staff to handle the increase in enrollment.

Missouri law is limiting in its structure when it comes to schools and generating revenue for building needs. The law restricts Districts to ask taxpayers for additional local revenue. The problem is that the taxpayers are already asked to pay a higher levy than the state minimum and the state performance levy. Back in 2007, the Stanberry community met these challenges and approved a lease purchase agreement via twenty year levy increase of \$1.33. With this commitment being made, it is imperative the assessed valuation of the District continues to grow to assure this debt is properly paid according to schedule. In addition, the District worries about a legislature that has made changes to tax law with no regard to the effect it may have on existing debts of public entities, like Stanberry R-II.

In conclusion, the District has committed itself to financial excellence. The District's system of financial planning, budgeting and internal financial controls are sound. The District plans to continue its sound financial management to meet the challenges of the future.

## **Contacting the District's Financial Management**

This financial report is designed to provide our taxpayers, investors, and creditors with a general overview of the District's finances and to show the District's accountability for the money it receives. If you have questions about this report or need additional information contact the office of the Superintendent at; 610 North Park Street, Stanberry, MO 64489.

-Unaudited-

VI

Phone (660) 783-2136 • Fax (660) 783-2177

Email [jdavison@stanberryschools.org](mailto:jdavison@stanberryschools.org) • Website <https://www.sr2.k12.mo.us/>

**STANBERRY R-II SCHOOL DISTRICT  
TABLE OF CONTENTS**

|   |      |
|---|------|
| REQUIRED COMMUNICATIONS.....  | i-ii |
| MANAGEMENT'S DISCUSSION AND ANALYSIS.....   | I-VI |
| INDEPENDENT AUDITORS' REPORT.....   | 1    |
| <b>BASIC FINANCIAL STATEMENTS</b>   |      |
| Statement of Net Position – Modified Cash Basis.....  | 4    |
| Statement of Activities – Modified Cash Basis.....  | 5    |
| Statement of Assets and Fund Balances – Governmental Funds -- Modified Cash Basis .....   | 7    |
| Statement of Receipts, Disbursements and Changes in Fund Balances -- Governmental Funds --<br>Modified Cash Basis .....   | 8    |
| Statement of Fiduciary Net Position –Fiduciary Funds - Modified Cash Basis.....   | 9    |
| Notes to Financial Statements.....  | 10   |
| <b>OTHER FINANCIAL INFORMATION</b>  |      |
| Budgetary Comparison Schedule – General Fund.....   | 21   |
| Budgetary Comparison Schedule – Special Revenue Fund.....   | 22   |
| Budgetary Comparison Schedule – Capital Projects Fund.....  | 23   |
| Notes to the Budgetary Comparison Schedule.....   | 24   |
| Schedule of Receipts by Source.....   | 25   |
| Comparison of Receipts by Source.....   | 26   |
| Schedule of Disbursements by Object.....  | 27   |
| Schedule of Transportation Costs Eligible for State Aid.....  | 28   |
| Selected Trends.....  | 29   |
| <b>OTHER REPORTING REQUIREMENTS</b>   |      |
| Independent Auditors’ Report on Internal Control over Financial Reporting and on Compliance and<br>Other Matters Based on an Audit of Financial Statements Performed in Accordance with<br><i>Government Auditing Standards</i> ..... | 31   |
| Independent Auditors’ Report on Compliance for Each Major Program and Internal Control Over<br>Compliance Required by the Uniform Guidance.....   | 33   |
| Schedule of Expenditures of Federal Awards.....   | 35   |
| Notes to the Schedule of Expenditures of Federal Awards.....  | 36   |
| Schedule of Findings and Questioned Costs.....  | 37   |
| Management's Corrective Action Plan.....  | 40   |
| Schedule of Prior Audit Findings.....   | 41   |
| <b>SUPPLEMENTARY STATE INFORMATION</b>  |      |
| Independent Accountants' Report on Management's Assertions About Compliance with Specified<br>Requirements of Missouri Laws and Regulations .....   | 43   |
| Schedule of Selected Statistics.....  | 44   |

# Clevenger & Associates, CPA, PC

2881 Grand Drive  
Chillicothe, MO 64601  
(660) 646-4872

## INDEPENDENT AUDITORS' REPORT

To the Board of Education  
Stanberry R-II School District  
Stanberry, Missouri

### Opinions

We have audited the accompanying modified cash basis financial statements of the governmental activities and each major fund of the Stanberry R-II School District as of and for the year ended June 30, 2023, and the related notes to the financial statements, which collectively comprise the Stanberry R-II School District basic financial statements as listed in the table of contents.

In our opinion, the financial statements referred to above present fairly, in all material respects, the respective modified cash basis financial position of the governmental activities and each major fund of the Stanberry R-II School District, as of June 30, 2023, and the respective changes in modified cash basis financial position for the year then ended in accordance with the modified cash basis of accounting described in Note A.

### Basis of Opinions

We conducted our audit in accordance with auditing standards generally accepted in the United States of America and the standards applicable to financial audits contained in *Government Auditing Standards*, issued by the Comptroller General of the United States. Our responsibilities under those standards are further described in the Auditor's Responsibilities for the Audit of the Financial Statements section of our report. We are required to be independent of the Stanberry R-II School District, and to meet our other ethical responsibilities, in accordance with the relevant ethical requirements relating to our audit. We believe that the audit evidence we have obtained is sufficient and appropriate to provide a basis for our audit opinions.

### Emphasis of Matter - Basis of Accounting

We draw attention to Note A of the financial statements, which describes the basis of accounting. The financial statements are prepared on the modified cash basis of accounting, which is a basis of accounting other than accounting principles generally accepted in the United States of America. Our opinions are not modified with respect to this matter.

### Responsibilities of Management for the Financial Statements

Management is responsible for the preparation and fair presentation of the financial statements in accordance with the modified cash basis of accounting described in Note A, and for determining that the modified cash basis of accounting is an acceptable basis for the preparation of the financial statements in the circumstances. Management is also responsible for the design, implementation, and maintenance of internal control relevant to the preparation and fair presentation of financial statements that are free from material misstatement, whether due to fraud or error.

In preparing the financial statements, management is required to evaluate whether there are conditions or events, considered in the aggregate, that raise substantial doubt about the Stanberry R-II School District's ability to continue as a going concern for twelve months beyond the financial statement date, including any currently known information that may raise substantial doubt shortly thereafter.

### Auditor's Responsibilities for the Audit of the Financial Statements

Our objectives are to obtain reasonable assurance about whether the financial statements as a whole are free from material misstatement, whether due to fraud or error, and to issue an auditor's report that includes our opinions. Reasonable assurance is a high level of assurance but is not absolute assurance and therefore is not a guarantee that an audit conducted in accordance with generally accepted auditing standards will always detect a material misstatement when it exists. The risk of not detecting a material misstatement resulting from fraud is higher than for one resulting from error, as fraud may involve collusion, forgery, intentional omissions, misrepresentations, or the override of internal control. Misstatements are considered material if there is a substantial likelihood that, individually or in the aggregate, they would influence the judgment made by a reasonable user based on the financial statements.



In performing an audit in accordance with generally accepted auditing standards and *Government Auditing Standards*, we:

- Exercise professional judgment and maintain professional skepticism throughout the audit.
- Identify and assess the risks of material misstatement of the financial statements, whether due to fraud or error, and design and perform audit procedures responsive to those risks. Such procedures include examining, on a test basis, evidence regarding the amounts and disclosures in the financial statements.
- Obtain an understanding of internal control relevant to the audit in order to design audit procedures that are appropriate in the circumstances, but not for the purpose of expressing an opinion on the effectiveness of the Stanberry R-II School District's internal control. Accordingly, no such opinion is expressed.
- Evaluate the appropriateness of accounting policies used and the reasonableness of significant accounting estimates made by management, as well as evaluate the overall presentation of the financial statements.
- Conclude whether, in our judgment, there are conditions or events, considered in the aggregate, that raise substantial doubt about the Stanberry R-II School District's ability to continue as a going concern for a reasonable period of time.

We are required to communicate with those charged with governance regarding, among other matters, the planned scope and timing of the audit, significant audit findings, and certain internal control-related matters that we identified during the audit.

#### **Supplementary Information**

Our audit was conducted for the purpose of forming opinions on the financial statements that collectively comprise the District's basic financial statements. The accompanying schedule of expenditures of federal awards, as required by Title 2 U.S. *Code of Federal Regulations Part 200, Uniform Administrative Requirements, Cost Principles, and Audit Requirements for Federal Awards*, is presented for purposes of additional analysis and is not a required part of the basic financial statements. Such information is the responsibility of management and was derived from and relates directly to the underlying accounting and other records used to prepare the basic financial statements. The information has been subjected to the auditing procedures applied in the audit of the basic financial statements and certain additional procedures, including comparing and reconciling such information directly to the underlying accounting and other records used to prepare the basic financial statements or to the basic financial statements themselves, and other additional procedures in accordance with auditing standards generally accepted in the United States of America. In our opinion, the schedule of expenditures of federal awards is fairly stated, in all material respects, in relation to the basic financial statements as a whole.

#### **Other Information**

Management is responsible for the other information included in the annual report. The other information comprises the management's discussion and analysis, budgetary comparison information, and statistical sections but does not include the basic financial statements and our auditor's report thereon. Our opinions on the basic financial statements do not cover the other information, and we do not express an opinion or any form of assurance thereon.

In connection with our audit of the basic financial statements, our responsibility is to read the other information and consider whether a material inconsistency exists between the other information and the basic financial statements, or the other information otherwise appears to be materially misstated. If, based on the work performed, we conclude that an uncorrected material misstatement of the other information exists, we are required to describe it in our report.

#### **Other Reporting Required by *Government Auditing Standards***

In accordance with *Government Auditing Standards*, we have also issued our report dated November 17, 2023, on our consideration of the Stanberry R-II School District's internal control over financial reporting and on our tests of its compliance with certain provisions of laws, regulations, contracts, and grant agreements and other matters. The purpose of that report is solely to describe the scope of our testing of internal control over financial reporting and compliance and the results of that testing, and not to provide an opinion on the effectiveness of the Stanberry R-II School District's internal control over financial reporting or on compliance. That report is an integral part of an audit performed in accordance with *Government Auditing Standards* in considering the District's internal control over financial reporting and compliance.

*Clevenger & Associates, CPA, PC*

Chillicothe, Missouri  
November 17, 2023



---

GOVERNMENT - WIDE FINANCIAL STATEMENTS

---

STANBERRY R-II SCHOOL DISTRICT  
 STATEMENT OF NET POSITION - MODIFIED CASH BASIS  
 June 30, 2023

|                           | <u>Governmental<br/>Activities</u> |
|---------------------------|------------------------------------|
| <b>ASSETS:</b>            |                                    |
| Cash and cash equivalents | \$ 827,922.58                      |
| Investments               | <u>1,000,000.00</u>                |
| TOTAL ASSETS              | <u>1,827,922.58</u>                |
| <br>                      |                                    |
| <b>NET POSITION:</b>      |                                    |
| Unrestricted              | <u>1,827,922.58</u>                |
| TOTAL NET POSITION        | <u><u>\$ 1,827,922.58</u></u>      |

See accompanying notes to the basic financial statements

STANBERRY R-II SCHOOL DISTRICT  
STATEMENT OF ACTIVITIES - MODIFIED CASH BASIS  
Year Ended June 30, 2023

|   | Program Cash Receipts           |                             |  |  | Net<br>(Disbursements)<br>Receipts and<br>Changes in<br>Net Position |
|---|---------------------------------|-----------------------------|--|--|--|
|   | Cash<br>Disbursements           | Charges for<br>Services     | Operating<br>Grants and<br>Contributions | Capital<br>Grants and<br>Contributions |  |
| <b>GOVERNMENTAL ACTIVITIES</b>                  |                                 |                             |  |  |  |
| Regular instruction                             | \$ (1,664,590.91)               | \$ 10,678.15                | \$ 321,939.54                            | \$ -                                   | \$ (1,331,973.22)  |
| Special instruction                             | (411,287.16)                    | -                           | 179,447.09                               | -                                      | (231,840.07)   |
| Vocational instruction                          | (206,574.54)                    | -                           | 35,916.41                                | -                                      | (170,658.13)   |
| Student activities                              | (568,970.15)                    | 247,296.12                  | -  | -                                      | (321,674.03)   |
| Tuition paid to other districts                 | (11,796.79)                     | -                           | -  | -                                      | (11,796.79)  |
| Student support services                        | (253,559.36)                    | -                           | 495.25                                   | -                                      | (253,064.11)   |
| Instructional support services                  | (154,373.76)                    | -                           | -  | -                                      | (154,373.76)   |
| Board of Education services                     | (43,893.39)                     | -                           | -  | -                                      | (43,893.39)  |
| Executive administration                        | (240,593.02)                    | -                           | -  | -                                      | (240,593.02)   |
| Building level administration                   | (190,757.26)                    | -                           | -  | -                                      | (190,757.26)   |
| Food services                                   | (236,907.47)                    | 131,954.78                  | 126,297.44                               | -                                      | 21,344.75  |
| Operation of plant                              | (1,077,198.86)                  | -                           | 140,000.00                               | -                                      | (937,198.86)   |
| Transportation                                  | (268,178.35)                    | -                           | 153,734.00                               | -                                      | (114,444.35)   |
| Early childhood programs                        | (60,997.88)                     | 2,500.00                    | 16,091.18                                | -                                      | (42,406.70)  |
| Principal on lease                              | (300,000.00)                    | -                           | -  | -                                      | (300,000.00)   |
| Interest on lease purchase                      | (66,273.41)                     | -                           | -  | -                                      | (66,273.41)  |
| <b>NET PROGRAM<br/>(DISBURSEMENTS) RECEIPTS</b> | <b><u>\$ (5,755,952.31)</u></b> | <b><u>\$ 392,429.05</u></b> | <b><u>\$ 973,920.91</u></b>              | <b><u>\$ -</u></b>                     | <b><u>(4,389,602.35)</u></b>   |

General Receipts:

|  |                               |
|--|-------------------------------|
| Basic formula                                | 1,614,539.90                  |
| Property taxes                               | 1,791,457.21                  |
| Other taxes                                  | 458,446.22                    |
| Earnings on investments                      | 33,781.25                     |
| Fines and escheats                           | 9,412.82                      |
| State assessed utilities                     | 102,370.70                    |
| Other revenue                                | 1,656.40                      |
| <b>TOTAL GENERAL RECEIPTS</b>                | <b><u>4,011,664.50</u></b>    |
| <b>INCREASE / (DECREASE) IN NET POSITION</b> | <b><u>(377,937.85)</u></b>    |
| <b>NET POSITION - Beginning of year</b>      | <b><u>2,205,860.43</u></b>    |
| <b>NET POSITION - End of year</b>            | <b><u>\$ 1,827,922.58</u></b> |

See accompanying notes to the basic financial statements

---

Fund  
Financial Statements

---

STANBERRY R-II SCHOOL DISTRICT  
STATEMENT OF ASSETS AND FUND BALANCES - GOVERNMENTAL FUNDS  
MODIFIED CASH BASIS  
June 30, 2023

|                             | GENERAL<br>FUND        | SPECIAL<br>REVENUE<br>FUND | CAPITAL<br>PROJECTS<br>FUND | TOTAL<br>GOVERNMENTAL<br>FUNDS |
|-----------------------------|------------------------|----------------------------|-----------------------------|--------------------------------|
| <b>ASSETS</b>               |                        |                            |                             |                                |
| Cash and cash equivalents   | \$ 618,357.97          | \$ -                       | \$ 209,564.61               | \$ 827,922.58                  |
| Investments                 | 1,000,000.00           | -                          | -                           | 1,000,000.00                   |
| <b>TOTAL ASSETS</b>         | <u>1,618,357.97</u>    | <u>-</u>                   | <u>209,564.61</u>           | <u>1,827,922.58</u>            |
| <b>FUND BALANCES</b>        |                        |                            |                             |                                |
| Assigned for capital outlay | -                      | -                          | 209,564.61                  | 209,564.61                     |
| Unassigned                  | 1,618,357.97           | -                          | -                           | 1,618,357.97                   |
| <b>TOTAL FUND BALANCES</b>  | <u>\$ 1,618,357.97</u> | <u>\$ -</u>                | <u>\$ 209,564.61</u>        | <u>\$ 1,827,922.58</u>         |

See accompanying notes to the financial statements

STANBERRY R-II SCHOOL DISTRICT  
STATEMENT OF RECEIPTS, DISBURSEMENTS, AND CHANGES IN FUND BALANCE -  
GOVERNMENTAL FUNDS - MODIFIED CASH BASIS  
Year Ended June 30, 2023

|  | GENERAL<br>FUND | SPECIAL<br>REVENUE<br>FUND | CAPITAL<br>PROJECTS<br>FUND | TOTAL<br>GOVERNMENTAL<br>FUNDS |
|--|-----------------|----------------------------|-----------------------------|--------------------------------|
| <b>RECEIPTS</b>                        |                 |                            |                             |                                |
| Local                                  | \$ 1,777,122.65 | \$ 445,613.91              | \$ 442,703.02               | \$ 2,665,439.58                |
| County                                 | 80,775.14       | 9,412.82                   | 21,595.56                   | 111,783.52                     |
| State                                  | 329,146.78      | 1,780,963.01               | 46,948.61                   | 2,157,058.40                   |
| Federal                                | 171,121.94      | 261,932.87                 | -                           | 433,054.81                     |
| Other                                  | 10,678.15       | -                          | -                           | 10,678.15                      |
| TOTAL RECEIPTS                         | 2,368,844.66    | 2,497,922.61               | 511,247.19                  | 5,378,014.46                   |
| <b>DISBURSEMENTS</b>                   |                 |                            |                             |                                |
| Instruction                            | 717,426.05      | 2,122,393.11               | 23,400.39                   | 2,863,219.55                   |
| Student support services               | 113,261.17      | 140,298.19                 | -                           | 253,559.36                     |
| Instructional staff support            | 60,080.56       | 94,293.20                  | -                           | 154,373.76                     |
| General administration                 | 189,869.78      | 94,616.63                  | -                           | 284,486.41                     |
| Building level administration          | 8,495.98        | 182,261.28                 | -                           | 190,757.26                     |
| Operation of plant                     | 535,429.33      | -                          | 541,769.53                  | 1,077,198.86                   |
| Transportation                         | 256,252.16      | 11,926.19                  | -                           | 268,178.35                     |
| Food service                           | 236,907.47      | -                          | -                           | 236,907.47                     |
| Early childhood programs               | 30,018.97       | 30,978.91                  | -                           | 60,997.88                      |
| Leases:                                |                 |                            |                             |                                |
| Principal retirements                  | -               | -                          | 300,000.00                  | 300,000.00                     |
| Interest and fees                      | -               | -                          | 66,273.41                   | 66,273.41                      |
| TOTAL DISBURSEMENTS                    | 2,147,741.47    | 2,676,767.51               | 931,443.33                  | 5,755,952.31                   |
| RECEIPTS OVER (DEFICIT) DISBURSEMENTS  | 221,103.19      | (178,844.90)               | (420,196.14)                | (377,937.85)                   |
| <b>OTHER FINANCING SOURCES (USES):</b> |                 |                            |                             |                                |
| Transfers in (out)                     | (178,844.90)    | 178,844.90                 | -                           | -                              |
| TOTAL OTHER FINANCING SOURCES (USES)   | (178,844.90)    | 178,844.90                 | -                           | -                              |
| NET CHANGE IN FUND BALANCE             | 42,258.29       | -                          | (420,196.14)                | (377,937.85)                   |
| FUND BALANCE, BEGINNING                | 1,576,099.68    | -                          | 629,760.75                  | 2,205,860.43                   |
| FUND BALANCE, ENDING                   | \$ 1,618,357.97 | \$ -                       | \$ 209,564.61               | \$ 1,827,922.58                |

See accompanying notes to the financial statements

STANBERRY R-II SCHOOL DISTRICT  
STATEMENT OF FIDUCIARY NET POSITION  
FIDUCIARY FUNDS - MODIFIED CASH BASIS  
Year Ended June 30, 2023

|                         | Scholarship<br>Fund |
|-------------------------|---------------------|
| <b>ASSETS</b>           |                     |
| Cash                    | \$ 350.00           |
| Investments             | 170,077.75          |
| Total assets            | 170,427.75          |
| <br><b>NET POSITION</b> |                     |
| Restricted for:         |                     |
| Scholarships            | 170,427.75          |
| Total net position      | \$ 170,427.75       |

STATEMENT OF CHANGES IN FIDUCIARY NET POSITION  
FIDUCIARY FUNDS - MODIFIED CASH BASIS  
Year Ended June 30, 2023

|   | Scholarship<br>Fund |
|---|---------------------|
| <b>ADDITIONS</b>                                  |                     |
| Contributions                                     | \$ 6,559.03         |
| Investment earnings                               | 4,119.07            |
| Investment gains                                  | 4,898.65            |
| Total additions                                   | 15,576.75           |
| <br><b>DEDUCTIONS</b>                             |                     |
| Investment losses                                 | -                   |
| Administrative fees                               | 1,812.63            |
| Individual scholarships                           | 6,125.00            |
| Total deductions                                  | 7,937.63            |
| Net increase (decrease) in fiduciary net position | 7,639.12            |
| Net position-beginning                            | 162,788.63          |
| Net position-ending                               | \$ 170,427.75       |

See accompanying notes to the financial statements

STANBERRY R-II SCHOOL DISTRICT  
NOTES TO THE FINANCIAL STATEMENTS  
JUNE 30, 2023

NOTE A - SUMMARY OF SIGNIFICANT ACCOUNTING POLICIES

The District's accounting policies conform to the modified cash basis of accounting which is a characteristic of local governmental units of this type.

Financial Reporting Entity

The District is organized under the laws of the State of Missouri and is a primary government, which is governed by an elected seven-member board. The District is not financially accountable for any other organization, nor is it a component unit of any other primary governmental unit.

Basis of Presentation

*Government-Wide Financial Statements*

The Statement of Net Position and the Statement of Activities display information about the reporting government as a whole, excluding fiduciary activities. They include all funds of the reporting entity. The statements present governmental activities generally financed through taxes, intergovernmental receipts, and other non-exchange transactions.

*Fund Financial Statements*

Fund financial statements of the reporting entity are organized into funds, each of which is considered to be a separate accounting entity. Each fund is accounted for by providing a separate set of self-balancing accounts that constitute its assets, fund balance, receipts and disbursements. The District has only governmental funds. The governmental funds of the District are all considered major funds by the Department of Elementary and Secondary Education.

The funds presented in the accompanying basic financial statements include all funds established under Missouri Revised Statutes and controlled by the Board of Education. The purpose of each fund is:

General Fund: Accounts for disbursements for non-certified employees, school transportation costs, operation of plant, fringe benefits, student body activities, community services, the food service program, and any disbursements not accounted for in other funds.

Special Revenue Fund: Accounts for disbursements for certified employees involved in administration and instruction, and includes receipts restricted by the State for the payment of teacher salaries and taxes allocated to this fund based on the District's tax levy.

Capital Projects Fund: Accounts for taxes and other receipts restricted, committed, or assigned for acquisition or construction of major capital assets and other capital outlay as defined by State of Missouri statutes.

Scholarship Fund: Accounts for taxes and other receipts restricted, committed, or assigned for acquisition or construction of major capital assets and other capital outlay as defined by State of Missouri statutes.



STANBERRY R-II SCHOOL DISTRICT  
NOTES TO THE FINANCIAL STATEMENTS  
JUNE 30, 2023

NOTE A - SUMMARY OF SIGNIFICANT ACCOUNTING POLICIES (Continued)

Basis of Accounting

The government-wide Statement of Net Position and Statement of Activities and the fund financial statements are presented using the modified cash basis of accounting. This basis recognizes assets, liabilities, net position/fund balance, receipts, and disbursements when they result from cash transactions. Also, salaries for teachers are recorded as expenditures paid in the fiscal year in which the obligation under the salary contracts are fulfilled by the teachers, even though a portion of such salaries are not paid until July and August of the following fiscal year. This basis is a comprehensive basis of accounting other than accounting principles generally accepted in the United States of America.

As a result of the use of the modified cash basis of accounting, certain assets and their related revenues (such as accounts receivable and revenue for billed or provided services not yet collected) and certain liabilities and their related expenditures (such as accounts payable and expenses for goods or services received but not yet paid, and accrued expenses and liabilities) are not recorded in these financial statements.

If the District utilized the basis of accounting recognized as generally accepted, the fund financial statements for governmental funds would use the modified accrual basis of accounting. All government-wide financials would be presented on the accrual basis of accounting.

Capital Outlay

General fixed assets are recorded as disbursements in the Capital Projects Fund at the time the invoice for the capital item is paid.

Compensated Absences

Vacation time, personal days, and sick leave are considered as disbursements in the year paid. Sick leave amounts unused and which are vested in the employee are payable upon termination.

Long-Term Debt

Long-term debt arising from cash transactions of the governmental funds is not reported in the government-wide financial statements or the fund financial statements, which is consistent with the modified cash basis of accounting. The debt proceeds are reported as other financing sources and payment of principal and interest are reported as disbursements.

Teachers' Salaries

The salary payment schedule of the District for the 2022-2023 school year requires the payment of salaries for a twelve-month period. Consequently, the July and August, 2023, payroll checks are included in the financial statements as disbursements in the month of June. This practice has been consistently followed in previous years.

Pooled Cash and Investments

The District maintains a cash and temporary investment pool that is available for use by all funds. Investments of the pooled accounts may consist primarily of certificates of deposit and U.S. Government securities, carried at cost. Interest income received is allocated to contributing funds based on cash and temporary investment balances.

STANBERRY R-II SCHOOL DISTRICT  
NOTES TO THE FINANCIAL STATEMENTS  
JUNE 30, 2023

NOTE A - SUMMARY OF SIGNIFICANT ACCOUNTING POLICIES (Continued)

Equity Classification

In the government-wide financial statements, net position is classified in two components as follows:

*Restricted net position* -- Consists of net position with constraints placed on the use either by (1) external groups such as creditors, grantors, contributors, or laws and regulations of other governments; or (2) law through constitutional provisional or enabling legislation.

*Unrestricted net position* -- All other net position that does not meet the definition of "restricted."

It is the District's policy to first use restricted net position prior to the use of unrestricted net position when disbursements are made for purposes for which both restricted and unrestricted net position are available.

In the fund financial statements, governmental funds report aggregate amounts for five classifications of fund balances based on constraints imposed on the use of these resources as follows:

*Nonspendable fund balance* -- This classification includes amounts that cannot be spent because they are either a) not in spendable form or b) legally or contractually required to be maintained intact.

*Restricted fund balance* -- This classification reflects the constraints imposed on resources either a) externally by creditors, grantors, contributors, or laws and regulations of other governments; or b) imposed by law through constitutional provisions or enabling legislations.

*Committed fund balance* -- These amounts can only be used for specific purposes pursuant to constraints imposed by formal resolutions of the Board of Education -- the government's highest level of decision making authority. Those committed amounts cannot be used for any other purpose unless the Board of Education removes the specified use by taking the same type of action imposing the commitment.

*Assigned fund balance* -- This classification reflects the amounts constrained by the District's "intent" to be used for specific purposes, but are neither restricted or committed. Assigned fund balances include all remaining amounts (except negative balances) that are reported in the governmental funds, other than the General Fund, that are not classified as nonspendable and are neither restricted nor committed.

*Unassigned fund balance* -- This fund balance is the residual classification for the General Fund. It is used to report negative fund balances in other governmental funds.

In circumstances when a disbursement is made for a purpose for which amounts are available in multiple fund balance classifications, fund balance is depleted in the order of restricted, committed, assigned, and unassigned.

Program Receipts

Amounts reported as program receipts include 1) charges to students or others for goods, services, or privileges provided, 2) operating grants and contributions, and 3) capital grants and contributions. All other governmental receipts are reported as general receipts. All taxes are classified as general receipts even if restricted for a specific purpose.

STANBERRY R-II SCHOOL DISTRICT  
NOTES TO THE FINANCIAL STATEMENTS  
JUNE 30, 2023

NOTE B - TERMINATION BENEFITS

The District does not offer formal early retirement benefits. The Board of Directors from time to time will grant termination benefits to exiting employees of the District on a case by case basis. No such benefits were paid during the year.

NOTE C - CASH AND CASH EQUIVALENTS

State statutes require that the District's deposits be insured or collateralized in the name of the District by the trust department of a bank that does not hold the collateralized deposits. As of June 30, 2023, all bank balances on deposit are entirely insured or collateralized with securities.

Interest Rate Risk

Interest rate risk is the risk that changes in interest rates will adversely affect the fair value of an investment. The District has a formal investment policy that minimizes the risk that the market value of securities in the portfolio will fall due to changes in general interest rates by structuring the investment portfolio so that securities mature to meet cash requirements for ongoing operation, thereby avoiding the need to sell securities on the open market prior to maturity and investing operating funds primarily in shorter term securities.

NOTE D - INVESTMENTS

Investments of the District as of June 30, 2023, are as follows:

| Investment Type         | Maturity              | Amount              |
|-------------------------|-----------------------|---------------------|
| Certificates of deposit | 12/1/2023 - 2/23/2024 | \$ 1,000,000        |
|                         |                       | <u>\$ 1,000,000</u> |

Certificate of Deposit

Certificates of deposit are classified as investments but are considered deposits for custodial risk determination. State statutes require that the District's deposits be collateralized in the name of the District by the trust department of a bank that does not hold the collateralized deposits. As of June 30, 2023, all certificates of deposit are entirely insured or collateralized with securities.

NOTE E - RISK MANAGEMENT

The District is exposed to various risks of loss related to torts; theft of, damage to, and destruction of assets; injuries to employees; and natural disasters. The District maintains commercial insurance to protect itself from such risks.

NOTE F - TAXES

Property taxes attach as an enforceable lien on property on January 1. Taxes are levied on November 1 and payable by December 31. The county collects the property tax and remits it to the District.

The assessed valuation of the tangible taxable property for the calendar year 2022 for the purposes of local taxation was:

|                   |           |                   |
|-------------------|-----------|-------------------|
| Real Estate:      |           |                   |
| Residential       | \$        | 12,216,550        |
| Agricultural      |           | 4,809,040         |
| Commercial        |           | 3,759,950         |
| Personal Property |           | 13,259,494        |
| Total             | <u>\$</u> | <u>34,045,034</u> |

STANBERRY R-II SCHOOL DISTRICT  
 NOTES TO THE FINANCIAL STATEMENTS  
 JUNE 30, 2023

NOTE F - TAXES (Continued)

The levy per \$100 of the assessed valuation of tangible taxable property of the calendar year of 2022 for the purposes of local taxation was:

|                       | <u>Unadjusted</u> | <u>Adjusted</u> |
|-----------------------|-------------------|-----------------|
| General Fund          | 5.4300            | 5.4300          |
| Special Revenue Fund  | 0.0000            | 0.0000          |
| Capital Projects Fund | 0.0000            | 0.0000          |
|                       | 5.4300            | 5.4300          |

The receipts of current and delinquent property taxes during the fiscal year ended June 30, 2023, aggregated approximately 96.91 percent of the current assessment computed on the basis of the levy as shown above.

NOTE G - RETIREMENT PLAN

The District participates in the Public School Retirement System and Public Education Employee Retirement System (PSRS and PEERS). The financial statements of the District were prepared using the modified cash basis of accounting. Therefore, member and employer contributions are recognized when paid and the District's net pension liability, deferred outflows and inflows of resources related to pensions are not recorded in these financial statements.

General Information about the Pension Plan - The Public School Retirement System of Missouri (PSRS)

*Plan Description* - PSRS is a mandatory cost-sharing multiple employer retirement system for all full-time certificated employees and certain part-time certificated employees of all public school districts in Missouri (except the school districts of St. Louis and Kansas City) and all public community colleges. PSRS also includes certificated employees of PSRS, Missouri State Teachers' Association, Missouri State High School Activities Association, and certain employees of the state of Missouri who elected to remain covered by PSRS under legislation enacted in 1986, 1987, and 1989. The majority of PSRS members are exempt from Social Security contributions. In some instances, positions may be determined not to be exempt from Social Security contributions. Any PSRS member required to contribute to Social Security comes under the requirement of Section 169.070(9) RSMo, known as the "two-thirds statute." PSRS members required to contribute to Social Security are required to contribute two-thirds of the approved PSRS contribution rate and their employer is required to match the contribution. The members' benefits are further calculated at two-thirds the normal benefit amount. An Annual Comprehensive Financial Report ("ACFR") can be obtained at [www.psr-peers.org](http://www.psr-peers.org).

STANBERRY R-II SCHOOL DISTRICT  
NOTES TO THE FINANCIAL STATEMENTS  
JUNE 30, 2023

NOTE G - RETIREMENT PLAN (Continued)

*Benefits Provided* - PSRS is a defined benefit plan providing retirement, disability, and death/survivor benefits. Members are vested for service retirement benefits after accruing five years of service. Individuals who (a) are at least age 60 and have a minimum of 5 years of service, (b) have 30 years of service, or (c) qualify for benefits under the "Rule of 80" (service and age total at least 80) are entitled to a monthly benefit for life, which is calculated using a 2.5% benefit factor. Actuarially age-reduced benefits are available for members with five to 24.9 years of service at age 55. Members who are younger than age 55 and who do not qualify under the "Rule of 80" but have between 25 and 29.9 years of service may retire with a lesser benefit factor. Members that are three years beyond normal retirement can elect to have their lifetime monthly benefits actuarially reduced in exchange for the right to also receive a one-time partial lump sum (PLSO) payment at retirement equal to 12, 24, or 36 times the Single Life Benefit Amount. A Summary Plan Description detailing the provisions of the plan can be found on PSRS' website at [www.psr-peers.org](http://www.psr-peers.org).

*PSRS Contributions* - PSRS members were required to contribute 14.5% of their annual covered salary during fiscal years 2021, 2022, and 2023. Employers were required to match the contributions made by employees. The contribution rate is set each year by the PSRS board of Trustees upon the recommendation of the independent actuary within the contribution restrictions set in Section 169.030 RSMo. The annual statutory increase in the total contribution rate may not exceed 1% of pay.

General Information about the Pension Plan - The Public Education Employment Retirement System of Missouri (PEERS)

*Plan Description* - PEERS is a mandatory cost-sharing multiple employer retirement system for all public school district employees (except the school districts of St. Louis and Kansas City), employees of the Missouri Association of School Administrators, and community college employees (except the Community College of St. Louis). Employees of covered districts who work 20 or more hours per week on a regular basis and who are not contributing members of the Public School Retirement System of Missouri (PSRS) must contribute to PEERS. Employees of PSRS who do not hold Missouri educator certificates also contribute to PEERS. PEERS was established as a trust fund by an Act of the Missouri General Assembly effective October 13, 1965. Statutes governing the System are found in Sections 169.600-169.715 and Sections 169.560-169.595 RSMo. The statutes place responsibility for the operation of PEERS on the Board of Trustees of the Public School Retirement System of Missouri. An Annual Comprehensive Financial Report ("ACFR") can be obtained at [www.psr-peers.org](http://www.psr-peers.org).

STANBERRY R-II SCHOOL DISTRICT  
NOTES TO THE FINANCIAL STATEMENTS  
JUNE 30, 2023

NOTE G - RETIREMENT PLAN (Continued)

*Benefits Provided* - PEERS is a defined benefit plan providing retirement and disability benefits to its members. Members are vested for service retirement benefits after accruing five years of service. Individuals who (a) are at least age 60 and have a minimum of 5 years of service, (b) have 30 years of service, or (c) qualify for benefits under the "Rule of 80" (service and age total at least 80) are entitled to a monthly benefit for life, which is calculated using a 1.61% benefit factor. Members qualifying for "Rule of 80" or "30-and-out" are entitled to an additional temporary .8% benefit multiplier until reaching minimum Social Security age (currently age 62). Actuarially age-reduced benefits are available for members with five years of service at age 55. Members who are younger than age 55 and who do not qualify under the "Rule of 80" but have between 25 and 29.9 years of service may retire with a lesser benefit factor. Members that are three years beyond normal retirement can elect to have their lifetime monthly benefits actuarially reduced in exchange for the right to also receive a one-time partial lump sum (PLSO) payment at retirement equal to 12, 24, or 36 times the Single Life Benefit Amount. A Summary Plan Description detailing the provisions of the plan can be found on PSRS' website at [www.psr-peers.org](http://www.psr-peers.org).

*PEERS Contributions* - PEERS members were required to contribute 6.86% of their annual covered salary during the year. Employers were required to match the contributions made by employees. The contribution rate is set each year by the PSRS Board of Trustees upon the recommendation of the independent actuary within the contribution restrictions set in Section 169.030 RSMo. The annual statutory increase in the total contribution rate may not exceed 0.5% of pay.

The District's contributions to PSRS and PEERS were \$314,121 and \$29,516, respectively, for the year ended June 30, 2023.

NOTE H - INTERFUND TRANSFERS

During the year the District also transferred \$178,845 from the General Fund to the Special Revenue Fund to avoid deficit spending.

NOTE I - LITIGATION

As of June 30, 2023 the District was not aware of any unsettled claims that would be material to the financial statements. As such, no provisions for legal claims have been included in the financial statements.

NOTE J - SUBSEQUENT EVENTS

Subsequent events have been evaluated as of November 17, 2023 and no reportable events are known to have occurred.

STANBERRY R-II SCHOOL DISTRICT  
NOTES TO THE FINANCIAL STATEMENTS  
JUNE 30, 2023

NOTE K - CLAIMS AND ADJUSTMENTS

The District participates in several state and federal grant programs, which are governed by various rules and regulations of the grantor agencies. Costs charged to the respective grant programs are subject to audit and adjustment by the grantor agencies. The District is not aware of any significant contingent liabilities related to its compliance with rules and regulations relating to the respective grants, therefore, no provisions have been recorded in the accompanying financial statements for potential refunds of grant funds.

NOTE L - LONG-TERM DEBT

Article VI, Section 26(b) Constitution of Missouri, limits the outstanding amount of authorized general obligation bonds of a District to 15% of the assessed valuation of the District. The legal margin on debt for the District on June 30 was:

|                                  |                     |
|----------------------------------|---------------------|
| Constitutional Debt Limit        | \$ 5,106,755        |
| General Obligation Bonds Payable | -                   |
| Amount Available                 | <u>\$ 5,106,755</u> |

NOTE M - LEASES

The District has implemented GASB No. 87, Leases. In accordance with the modified-cash basis of accounting, the District is reporting the following future lease payments.

The following is a summary of lease transactions for the year ended June 30, 2023:

|                              |                        |
|------------------------------|------------------------|
| Lease payable, July 1, 2022  | \$ 1,250,000.00        |
| Net lease additions          | 995,000.00             |
| Net lease retirements        | (300,000.00)           |
| Lease payable, June 30, 2023 | <u>\$ 1,945,000.00</u> |

On March 1, 2017, the District refunded a 2016 lease agreement to finance the cost of facility acquisition and capital improvements. The original 2007 lease was for twenty years requiring varying annual installments of principal through April 15, 2026 and interest at a variable rate between 1.80% and 2.40% over the course of the lease. The District had already refunded the lease once in 2012, the remainder of which is due in 2021. The lessor issued 2017 Lease Certificates of Participation for \$ 1,550,000 and payments begin in 2022. The following are the future minimum lease payments of the 2012 and 2017 lease agreement:

Future minimum lease payments on the above lease are as follows:

| Year Ending<br>June 30, | Rate   | Principal            | Interest            | Total                |
|-------------------------|--------|----------------------|---------------------|----------------------|
| 2024                    | 2.150% | \$ 315,000.00        | \$ 21,540.00        | \$ 336,540.00        |
| 2025                    | 2.250% | 315,000.00           | 14,767.50           | 329,767.50           |
| 2026                    | 2.400% | 320,000.00           | 7,680.00            | 327,680.00           |
| Total                   |        | <u>\$ 950,000.00</u> | <u>\$ 43,987.50</u> | <u>\$ 993,987.50</u> |

Interest paid for the year ended June 30, 2023 was \$27,488.30.

STANBERRY R-II SCHOOL DISTRICT  
NOTES TO THE FINANCIAL STATEMENTS  
JUNE 30, 2023

NOTE M - LEASES (Continued)

On February 2, 2022, the District signed a 2022 Series lease agreement for \$995,000 to finance the cost of facility improvements. The lease is for ten years requiring varying annual installments of principal through 2032 and interest at a rate of 3.00% over the course of the lease.

Future minimum lease payments on the above lease are as follows:

| Year Ending<br>June 30, | Rate   | Principal            | Interest             | Total                  |
|-------------------------|--------|----------------------|----------------------|------------------------|
| 2024                    | 3.000% | \$ -                 | \$ 29,850.00         | \$ 29,850.00           |
| 2025                    | 3.000% | -                    | 29,850.00            | 29,850.00              |
| 2026                    | 3.000% | -                    | 29,850.00            | 29,850.00              |
| 2027                    | 3.000% | 155,000.00           | 29,850.00            | 184,850.00             |
| 2028                    | 3.000% | 160,000.00           | 25,200.00            | 185,200.00             |
| 2029-2032               | 3.000% | 680,000.00           | 51,750.00            | 731,750.00             |
| Total                   |        | <u>\$ 995,000.00</u> | <u>\$ 196,350.00</u> | <u>\$ 1,191,350.00</u> |

Interest paid for the year ended June 30, 2023 was \$35,817.

On June 25, 2019, the District entered into a lease agreement with Summer One for the purpose of providing copiers to the District. The original lease included payments of \$381 per month for 60 months.

The balance due at year end on the copier lease is:

|                              |                    |
|------------------------------|--------------------|
| Lease payable, July 1, 2022  | \$ 9,144.00        |
| Net lease additions          | -                  |
| Net lease retirements        | (4,572.00)         |
| Lease payable, June 30, 2023 | <u>\$ 4,572.00</u> |

The future minimum lease payments are as follows:

| Year  | Total              |
|-------|--------------------|
| 2024  | \$ 4,572.00        |
| Total | <u>\$ 4,572.00</u> |

NOTE N - FUND BALANCES - GOVERNMENTAL FUNDS

The Board of Education has the authority to set aside funds for a specific purpose. Commitments are authorized by formal Board resolution. The passage of a resolution must take place prior to June 30 of the applicable fiscal year. If the actual amount of the commitment is not available by June 30, the resolution must state the process or format necessary to calculate the actual amount as soon as information is available. Assignments are authorized by fund placement in the Special Revenue and Capital Projects Funds in the original, adopted, and later revised budget. It is the policy of the board to first apply restricted resources when an expense is incurred for a purpose for which both restricted and unrestricted net assets are available.



STANBERRY R-II SCHOOL DISTRICT  
 NOTES TO THE FINANCIAL STATEMENTS  
 JUNE 30, 2023

NOTE N - FUND BALANCES - GOVERNMENTAL FUNDS (Continued)

As of June 30, 2023, fund balances are composed of the following:

|              | General Fund    | Special Revenue | Capital Projects |
|--------------|-----------------|-----------------|------------------|
| Nonspendable | \$ -            | \$ -            | \$ -             |
| Restricted   | -               | -               | -                |
| Committed    | -               | -               | -                |
| Assigned     | -               | -               | 209,564.61       |
| Unassigned   | 1,618,357.97    | -               | -                |
| Total        | \$ 1,618,357.97 | \$ -            | \$ 209,564.61    |

NOTE O - FIDUCIARY ACTIVITIES

The District has implemented GASB Statement No. 84, Fiduciary Activities. In accordance with the modified cash basis of accounting, the District is reporting the following identified fiduciary fund:

|                  |               |
|------------------|---------------|
| Scholarship Fund | \$ 170,427.75 |
|------------------|---------------|

---

OTHER FINANCIAL  
INFORMATION

---

STANBERRY R-II SCHOOL DISTRICT  
 BUDGETARY COMPARISON SCHEDULE - GENERAL FUND  
 June 30, 2023

|  | BUDGET                 |                        | ACTUAL                 | VARIANCE            |
|--|------------------------|------------------------|------------------------|---------------------|
|  | ORIGINAL               | FINAL                  |                        |                     |
| <b>RECEIPTS</b>                              |                        |                        |                        |                     |
| Local  | \$ 1,708,723.00        | \$ 1,708,723.00        | \$ 1,777,122.65        | \$ 68,399.65        |
| County                                       | 56,630.00              | 56,630.00              | 80,775.14              | 24,145.14           |
| State  | 142,000.00             | 142,000.00             | 329,146.78             | 187,146.78          |
| Federal                                      | 204,800.00             | 204,800.00             | 171,121.94             | (33,678.06)         |
| Other  | -                      | -                      | 10,678.15              | 10,678.15           |
| <b>TOTAL RECEIPTS</b>                        | <b>2,112,153.00</b>    | <b>2,112,153.00</b>    | <b>2,368,844.66</b>    | <b>256,691.66</b>   |
| <b>DISBURSEMENTS</b>                         |                        |                        |                        |                     |
| Instruction                                  | 444,470.00             | 444,470.00             | 717,426.05             | (272,956.05)        |
| Student support services                     | 103,279.00             | 103,279.00             | 113,261.17             | (9,982.17)          |
| Instructional staff support                  | 163,950.00             | 163,950.00             | 60,080.56              | 103,869.44          |
| General administration                       | 182,657.00             | 182,657.00             | 189,869.78             | (7,212.78)          |
| Building level administration                | 7,450.00               | 7,450.00               | 8,495.98               | (1,045.98)          |
| Operation of plant                           | 451,072.00             | 451,072.00             | 535,429.33             | (84,357.33)         |
| Transportation                               | 254,600.00             | 254,600.00             | 256,252.16             | (1,652.16)          |
| Food service                                 | 230,100.00             | 230,100.00             | 236,907.47             | (6,807.47)          |
| Early childhood programs                     | 28,354.00              | 28,354.00              | 30,018.97              | (1,664.97)          |
| <b>TOTAL DISBURSEMENTS</b>                   | <b>1,865,932.00</b>    | <b>1,865,932.00</b>    | <b>2,147,741.47</b>    | <b>(281,809.47)</b> |
| <b>RECEIPTS OVER (DEFICIT) DISBURSEMENTS</b> | <b>246,221.00</b>      | <b>246,221.00</b>      | <b>221,103.19</b>      | <b>(25,117.81)</b>  |
| <b>OTHER FINANCING SOURCES (USES):</b>       |                        |                        |                        |                     |
| Transfers in (out)                           | (226,507.00)           | (226,507.00)           | (178,844.90)           | 47,662.10           |
| <b>TOTAL OTHER FINANCING SOURCES (USES)</b>  | <b>(226,507.00)</b>    | <b>(226,507.00)</b>    | <b>(178,844.90)</b>    | <b>47,662.10</b>    |
| <b>NET CHANGE IN FUND BALANCE</b>            | <b>19,714.00</b>       | <b>19,714.00</b>       | <b>42,258.29</b>       | <b>22,544.29</b>    |
| <b>FUND BALANCE, BEGINNING</b>               | <b>1,576,099.68</b>    | <b>1,576,099.68</b>    | <b>1,576,099.68</b>    | <b>-</b>            |
| <b>FUND BALANCE, ENDING</b>                  | <b>\$ 1,595,813.68</b> | <b>\$ 1,595,813.68</b> | <b>\$ 1,618,357.97</b> | <b>\$ 22,544.29</b> |

STANBERRY R-II SCHOOL DISTRICT  
 BUDGETARY COMPARISON SCHEDULE - MODIFIED CASH BASIS  
 SPECIAL REVENUE FUND  
 June 30, 2023

|  | BUDGET              |                     | ACTUAL              | VARIANCE           |
|--|---------------------|---------------------|---------------------|--------------------|
|  | ORIGINAL            | FINAL               |                     |                    |
| <b>RECEIPTS</b>                              |                     |                     |                     |                    |
| Local  | \$ 416,400.00       | \$ 416,400.00       | \$ 445,613.91       | \$ 29,213.91       |
| County                                       | 10,000.00           | 10,000.00           | 9,412.82            | (587.18)           |
| State  | 1,786,900.00        | 1,786,900.00        | 1,780,963.01        | (5,936.99)         |
| Federal                                      | 208,678.00          | 208,678.00          | 261,932.87          | 53,254.87          |
| <b>TOTAL RECEIPTS</b>                        | <b>2,421,978.00</b> | <b>2,421,978.00</b> | <b>2,497,922.61</b> | <b>75,944.61</b>   |
| <b>DISBURSEMENTS</b>                         |                     |                     |                     |                    |
| Instruction                                  | 2,105,016.00        | 2,105,016.00        | 2,122,393.11        | (17,377.11)        |
| Student support services                     | 140,614.00          | 140,614.00          | 140,298.19          | 315.81             |
| Instructional staff support                  | 82,663.00           | 82,663.00           | 94,293.20           | (11,630.20)        |
| General administration                       | 93,822.00           | 93,822.00           | 94,616.63           | (794.63)           |
| Building level administration                | 182,461.00          | 182,461.00          | 182,261.28          | 199.72             |
| Transportation                               | 11,937.00           | 11,937.00           | 11,926.19           | 10.81              |
| Early childhood programs                     | 31,972.00           | 31,972.00           | 30,978.91           | 993.09             |
| <b>TOTAL DISBURSEMENTS</b>                   | <b>2,648,485.00</b> | <b>2,648,485.00</b> | <b>2,676,767.51</b> | <b>(28,282.51)</b> |
| <b>RECEIPTS OVER (DEFICIT) DISBURSEMENTS</b> | <b>(226,507.00)</b> | <b>(226,507.00)</b> | <b>(178,844.90)</b> | <b>47,662.10</b>   |
| <b>OTHER FINANCING SOURCES (USES):</b>       |                     |                     |                     |                    |
| Transfers in (out)                           | 226,507.00          | 226,507.00          | 178,844.90          | (47,662.10)        |
| <b>TOTAL OTHER FINANCING SOURCES (USES)</b>  | <b>226,507.00</b>   | <b>226,507.00</b>   | <b>178,844.90</b>   | <b>(47,662.10)</b> |
| <b>NET CHANGE IN FUND BALANCE</b>            | -                   | -                   | -                   | -                  |
| <b>FUND BALANCE, BEGINNING</b>               | -                   | -                   | -                   | -                  |
| <b>FUND BALANCE, ENDING</b>                  | <b>\$ -</b>         | <b>\$ -</b>         | <b>\$ -</b>         | <b>\$ -</b>        |

STANBERRY R-II SCHOOL DISTRICT  
 BUDGETARY COMPARISON SCHEDULE - MODIFIED CASH BASIS  
 CAPITAL PROJECTS FUND  
 June 30, 2023

|                                       | BUDGET               |                      | ACTUAL               | VARIANCE               |
|---------------------------------------|----------------------|----------------------|----------------------|------------------------|
|                                       | ORIGINAL             | FINAL                |                      |                        |
| RECEIPTS                              |                      |                      |                      |                        |
| Local                                 | \$ 458,922.00        | \$ 458,922.00        | \$ 442,703.02        | \$ (16,218.98)         |
| County                                | 18,370.00            | 18,370.00            | 21,595.56            | 3,225.56               |
| State                                 | 25,000.00            | 25,000.00            | 46,948.61            | 21,948.61              |
| TOTAL RECEIPTS                        | <u>502,292.00</u>    | <u>502,292.00</u>    | 511,247.19           | 8,955.19               |
| DISBURSEMENTS                         |                      |                      |                      |                        |
| Instruction                           | 76,212.00            | 76,212.00            | 23,400.39            | 52,811.61              |
| Operation of plant                    | 300,000.00           | 300,000.00           | 541,769.53           | (241,769.53)           |
| Leases:                               |                      |                      |                      |                        |
| Principal retirements                 | 300,000.00           | 300,000.00           | 300,000.00           | -                      |
| Interest and fees                     | 36,940.00            | 36,940.00            | 66,273.41            | (29,333.41)            |
| TOTAL DISBURSEMENTS                   | <u>713,152.00</u>    | <u>713,152.00</u>    | <u>931,443.33</u>    | <u>(218,291.33)</u>    |
| RECEIPTS OVER (DEFICIT) DISBURSEMENTS | <u>(210,860.00)</u>  | <u>(210,860.00)</u>  | <u>(420,196.14)</u>  | <u>(209,336.14)</u>    |
| OTHER FINANCING SOURCES (USES):       |                      |                      |                      |                        |
| Transfers in (out)                    | -                    | -                    | -                    | -                      |
| TOTAL OTHER FINANCING SOURCES (USES)  | <u>-</u>             | <u>-</u>             | <u>-</u>             | <u>-</u>               |
| NET CHANGE IN FUND BALANCE            | (210,860.00)         | (210,860.00)         | (420,196.14)         | (209,336.14)           |
| FUND BALANCE, BEGINNING               | 629,760.75           | 629,760.75           | 629,760.75           | -                      |
| FUND BALANCE, ENDING                  | <u>\$ 418,900.75</u> | <u>\$ 418,900.75</u> | <u>\$ 209,564.61</u> | <u>\$ (209,336.14)</u> |

STANBERRY R-II SCHOOL DISTRICT  
NOTES TO THE BUDGETARY COMPARISON SCHEDULE  
JUNE 30, 2023

Budgets and Budgetary Accounting

The District follows these procedures in establishing the budgetary data reflected in the financial statements:

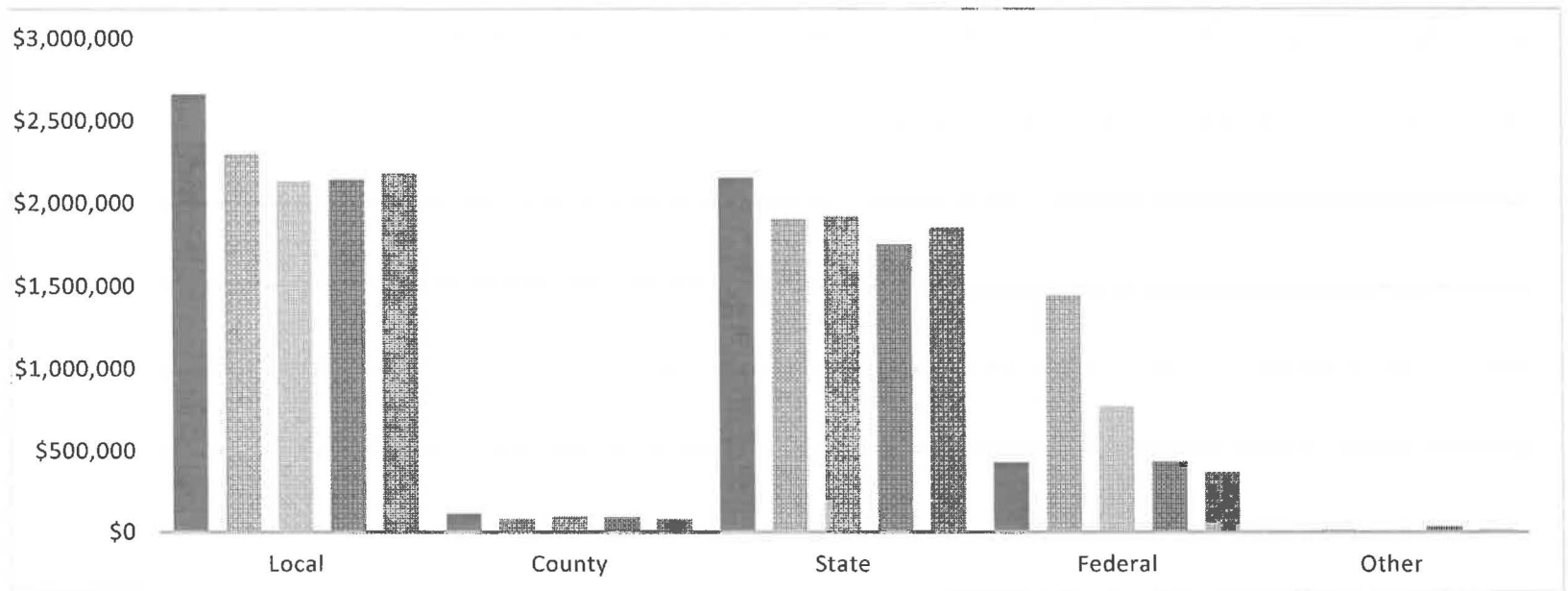
- 1 In accordance with Chapter 67, RSMo, the District adopts a budget for each fund.
- 2 Prior to July, the Superintendent submits to the Board of Education a proposed budget for the fiscal year beginning on the following July 1. The proposed budget includes estimated receipts and proposed disbursements for all funds. Budgeted disbursements cannot exceed beginning available monies plus estimated receipts for the year.
- 3 A public hearing is conducted to obtain taxpayer comments. Prior to its approval by the Board of Education, the budget document is available for public inspection.
- 4 Prior to July 1, the budget is legally enacted by a vote of the Board of Education.
- 5 Subsequent to its formal approval of the budget, the Board of Education has the authority to make necessary adjustments to the budget by formal vote of the Board. Adjustments made during the year are reflected in the final budget information included in the financial statements. Budgeted amounts are as originally adopted, or as amended by the Board of Education. Individual amendments were not material to the original appropriations, which were amended.
- 6 Budgets for District funds are prepared and adopted on the modified cash basis (budget basis).

STANBERRY R-II SCHOOL DISTRICT  
SCHEDULE OF RECEIPTS BY SOURCE  
YEAR ENDED JUNE 30, 2023

|  | GENERAL<br>FUND        | SPECIAL<br>REVENUE<br>FUND | CAPITAL<br>PROJECTS<br>FUND | TOTAL                  |
|--|------------------------|----------------------------|-----------------------------|------------------------|
| <b>LOCAL</b>                           |                        |                            |                             |                        |
| Property tax                           | \$ 1,351,709.28        | \$ -                       | \$ 439,747.93               | \$ 1,791,457.21        |
| Sales tax                              | -                      | 445,425.25                 | -                           | 445,425.25             |
| Financial institution tax              | 104.77                 | -                          | -                           | 104.77                 |
| M&M surtax                             | 12,765.60              | -                          | -                           | 12,765.60              |
| In lieu of tax                         | 150.60                 | -                          | -                           | 150.60                 |
| Earnings on investments                | 30,637.50              | 188.66                     | 2,955.09                    | 33,781.25              |
| Food service                           | 131,954.78             | -                          | -                           | 131,954.78             |
| Student activities                     | 247,296.12             | -                          | -                           | 247,296.12             |
| PK tuition from parents                | 2,500.00               | -                          | -                           | 2,500.00               |
| Other local revenue                    | 4.00                   | -                          | -                           | 4.00                   |
| TOTAL LOCAL                            | 1,777,122.65           | 445,613.91                 | 442,703.02                  | 2,665,439.58           |
| <b>COUNTY</b>                          |                        |                            |                             |                        |
| Fines and escheats                     | -                      | 9,412.82                   | -                           | 9,412.82               |
| State assessed utilities               | 80,775.14              | -                          | 21,595.56                   | 102,370.70             |
| TOTAL COUNTY                           | 80,775.14              | 9,412.82                   | 21,595.56                   | 111,783.52             |
| <b>STATE</b>                           |                        |                            |                             |                        |
| Basic formula                          | -                      | 1,468,226.13               | -                           | 1,468,226.13           |
| Transportation                         | 153,734.00             | -                          | -                           | 153,734.00             |
| Early childhood special ed             | -                      | 41,604.09                  | -                           | 41,604.09              |
| Educational screening                  | 16,091.18              | -                          | -                           | 16,091.18              |
| Basic formula - Classroom trust fund   | -                      | 109,591.79                 | 36,721.98                   | 146,313.77             |
| Small schools grant                    | -                      | 140,430.00                 | -                           | 140,430.00             |
| Food service                           | 1,021.88               | -                          | -                           | 1,021.88               |
| Career education                       | 15,778.78              | 9,911.00                   | 10,226.63                   | 35,916.41              |
| Teacher baseline grant                 | -                      | 11,200.00                  | -                           | 11,200.00              |
| Residential placement/excess cost      | 373.29                 | -                          | -                           | 373.29                 |
| School safety grant                    | 100,000.00             | -                          | -                           | 100,000.00             |
| Other State                            | 42,147.65              | -                          | -                           | 42,147.65              |
| TOTAL STATE                            | 329,146.78             | 1,780,963.01               | 46,948.61                   | 2,157,058.40           |
| <b>FEDERAL</b>                         |                        |                            |                             |                        |
| Medicaid                               | 10,666.11              | -                          | -                           | 10,666.11              |
| CRRSA - ESSER II                       | 39.00                  | -                          | -                           | 39.00                  |
| CRRSA - GEER II                        | 861.00                 | -                          | -                           | 861.00                 |
| ARP - IDEA 611 Entitlement Funds       | 11,499.27              | 3,944.73                   | -                           | 15,444.00              |
| IDEA grants part B                     | -                      | 90,037.00                  | -                           | 90,037.00              |
| Early childhood special education      | -                      | 8,499.00                   | -                           | 8,499.00               |
| ARP - IDEA early childhood spec ed     | -                      | 1,082.00                   | -                           | 1,082.00               |
| Child nutrition                        | 125,275.56             | -                          | -                           | 125,275.56             |
| Title I                                | -                      | 125,450.27                 | -                           | 125,450.27             |
| Title IV student support               | -                      | 12,911.73                  | -                           | 12,911.73              |
| Title II, A                            | -                      | 20,008.14                  | -                           | 20,008.14              |
| Title V.B REAP                         | 22,781.00              | -                          | -                           | 22,781.00              |
| TOTAL FEDERAL                          | 171,121.94             | 261,932.87                 | -                           | 433,054.81             |
| <b>OTHER SOURCES</b>                   |                        |                            |                             |                        |
| Tuition from other LEAs - Regular term | 2,906.69               | -                          | -                           | 2,906.69               |
| Contracted educational services        | 7,771.46               | -                          | -                           | 7,771.46               |
| TOTAL OTHER SOURCES                    | 10,678.15              | -                          | -                           | 10,678.15              |
| TOTAL RECEIPTS                         | <u>\$ 2,368,844.66</u> | <u>\$ 2,497,922.61</u>     | <u>\$ 511,247.19</u>        | <u>\$ 5,378,014.46</u> |

**STANBERRY R-II SCHOOL DISTRICT  
COMPARISON OF RECEIPTS BY SOURCE  
FOR THE YEARS ENDED JUNE 30, 2023 THROUGH 2019**

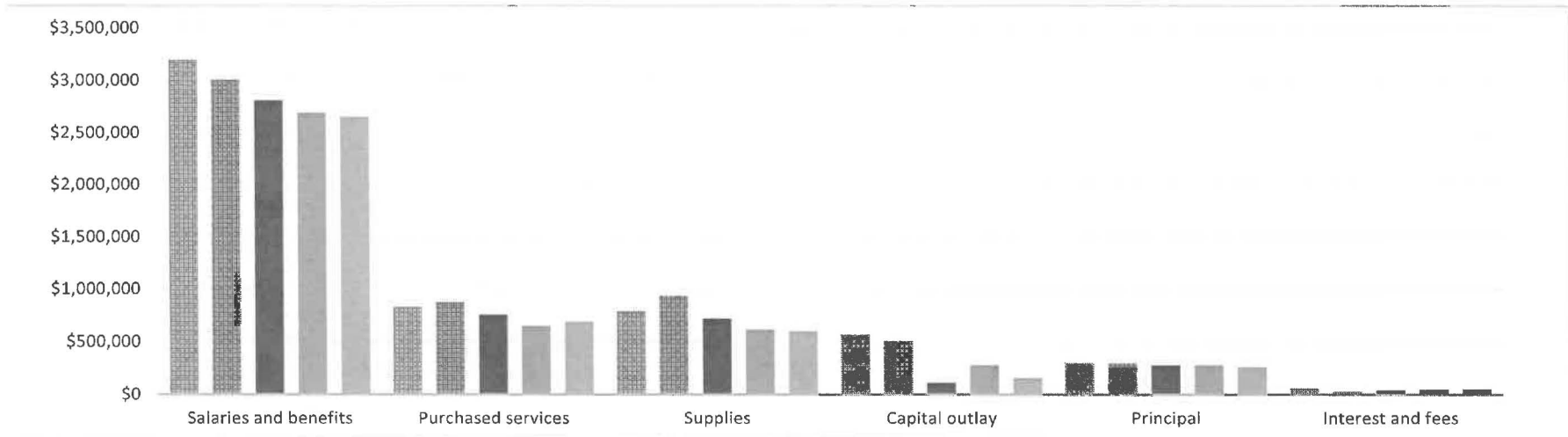
|         | <u>2023</u>            | <u>2022</u>            | <u>2021</u>            | <u>2020</u>            | <u>2019</u>            |
|---------|------------------------|------------------------|------------------------|------------------------|------------------------|
| Local   | \$ 2,665,439.58        | \$ 2,299,289.62        | \$ 2,134,505.49        | \$ 2,147,982.61        | \$ 2,180,881.92        |
| County  | 111,783.52             | 82,670.02              | 95,473.28              | 86,853.33              | 78,934.04              |
| State   | 2,157,058.40           | 1,906,510.83           | 1,923,719.91           | 1,755,054.40           | 1,854,178.44           |
| Federal | 433,054.81             | 1,449,026.57           | 770,751.60             | 437,367.58             | 371,792.65             |
| Other   | 10,678.15              | 14,383.63              | 11,241.27              | 37,553.82              | 19,230.80              |
|         | <u>\$ 5,378,014.46</u> | <u>\$ 5,751,880.67</u> | <u>\$ 4,935,691.55</u> | <u>\$ 4,464,811.74</u> | <u>\$ 4,505,017.85</u> |





STANBERRY R-II SCHOOL DISTRICT  
 SCHEDULE OF DISBURSEMENTS BY OBJECT  
 FOR THE YEARS ENDED JUNE 30, 2023 THROUGH 2019

|                       | General<br>Fund        | Special<br>Revenue<br>Fund | Capital<br>Projects<br>Fund | 2023<br>Totals         | 2022<br>Totals         | 2021<br>Totals         | 2020<br>Totals         | 2019<br>Totals         |
|-----------------------|------------------------|----------------------------|-----------------------------|------------------------|------------------------|------------------------|------------------------|------------------------|
| Salaries and benefits | \$ 545,758.46          | \$ 2,655,710.11            | \$ -                        | \$ 3,201,468.57        | \$ 3,009,582.75        | \$ 2,810,232.81        | \$ 2,691,008.82        | \$ 2,653,554.84        |
| Purchased services    | 810,134.01             | 21,057.40                  | -                           | 831,191.41             | 876,743.63             | 758,175.76             | 650,107.96             | 692,418.39             |
| Supplies              | 791,849.00             | -                          | -                           | 791,849.00             | 935,366.19             | 720,865.99             | 614,358.46             | 597,877.22             |
| Capital outlay        | -                      | -                          | 565,169.92                  | 565,169.92             | 509,114.80             | 116,841.17             | 280,687.27             | 159,844.62             |
| Principal             | -                      | -                          | 300,000.00                  | 300,000.00             | 300,000.00             | 280,000.00             | 280,014.15             | 264,990.25             |
| Interest and fees     | -                      | -                          | 66,273.41                   | 66,273.41              | 34,848.00              | 44,600.63              | 51,170.40              | 57,603.00              |
|                       | <u>\$ 2,147,741.47</u> | <u>\$ 2,676,767.51</u>     | <u>\$ 931,443.33</u>        | <u>\$ 5,755,952.31</u> | <u>\$ 5,665,655.37</u> | <u>\$ 4,730,716.36</u> | <u>\$ 4,567,347.06</u> | <u>\$ 4,426,288.32</u> |

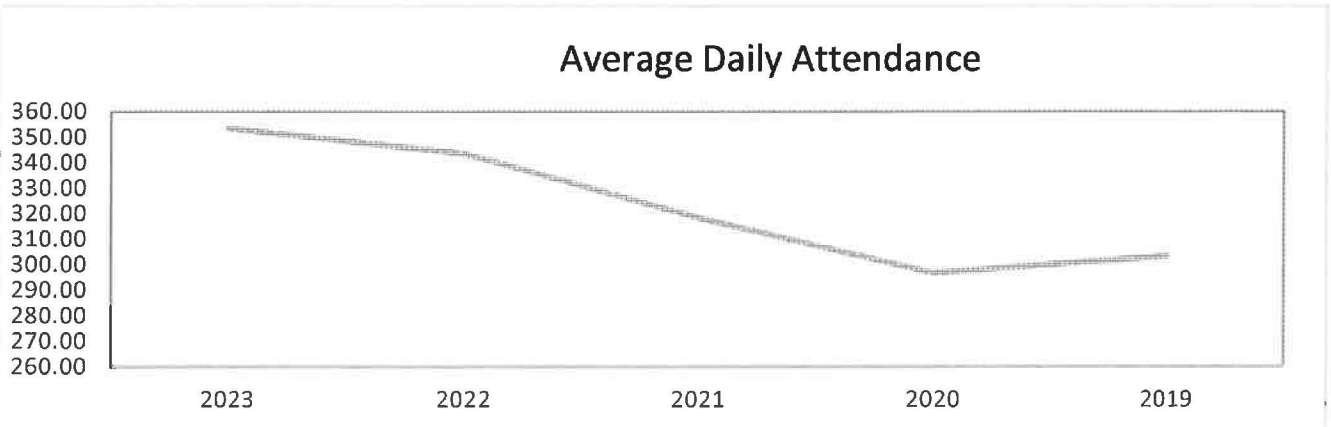
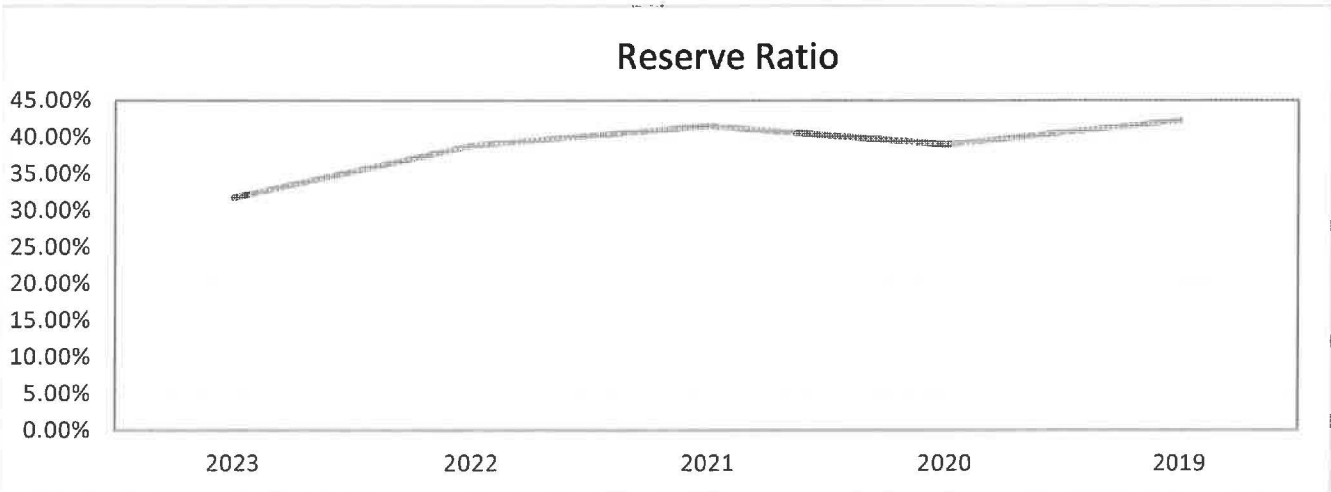


STANBERRY R-II SCHOOL DISTRICT  
 SCHEDULE OF TRANSPORTATION COSTS ELIGIBLE FOR STATE AID  
 YEAR ENDED JUNE 30, 2023

|                       | District<br>Operated | Contracted           | Total                |
|-----------------------|----------------------|----------------------|----------------------|
| Certificated salaries | \$ -                 | \$ 9,699.97          | \$ 9,699.97          |
| Employee benefits     | -                    | 2,226.22             | 2,226.22             |
| Purchased services    | -                    | 214,564.22           | 214,564.22           |
| Supplies              | -                    | 41,687.94            | 41,687.94            |
|                       | <u>\$ -</u>          | <u>\$ 268,178.35</u> | <u>\$ 268,178.35</u> |

**STANBERRY R-II SCHOOL DISTRICT  
SELECTED TRENDS  
FOR THE YEARS ENDED JUNE 30, 2023 THROUGH 2019**

|                          | 2023            | 2022            | 2021            | 2020            | 2019            |
|--------------------------|-----------------|-----------------|-----------------|-----------------|-----------------|
| Unrestricted Fund Bal.   | \$ 1,827,922.58 | \$ 2,205,860.43 | \$ 1,965,641.34 | \$ 1,781,425.25 | \$ 1,871,670.26 |
| Revenues                 | 5,378,014.46    | 5,751,880.67    | 4,935,691.55    | 4,464,811.74    | 4,505,017.85    |
| Expenditures             | 5,755,952.31    | 5,665,655.37    | 4,730,716.36    | 4,567,347.06    | 4,426,288.32    |
| Reserve Ratio            | 31.76%          | 38.93%          | 41.55%          | 39.00%          | 42.29%          |
| Average Daily Attendance | 353.51          | 343.52          | 318.40          | 296.78          | 303.32          |



---

OTHER REPORTING  
REQUIREMENTS

---

# Clevenger & Associates, CPA, PC

2881 Grand Drive  
Chillicothe, MO 64601  
(660) 646-4872

## **INDEPENDENT AUDITORS' REPORT ON INTERNAL CONTROL OVER FINANCIAL REPORTING AND ON COMPLIANCE AND OTHER MATTERS BASED ON AN AUDIT OF FINANCIAL STATEMENTS PERFORMED IN ACCORDANCE WITH *GOVERNMENT AUDITING STANDARDS***

To the Board of Education  
Stanberry R-II School District  
Stanberry, Missouri

We have audited, in accordance with auditing standards generally accepted in the United States of America and the standards applicable to financial audits contained in *Government Auditing Standards* issued by the Comptroller General of the United States, the accompanying modified cash basis financial statements of the governmental activities and each major fund of Stanberry R-II School District as of and for the year then ended June 30, 2023, and the related notes to the financial statements, which collectively comprise the District's basic financial statements, and have issued a report thereon dated November 17, 2023.

### **Report on Internal Control over Financial Reporting**

In planning and performing our audit of the financial statements, we considered the District's internal control over financial reporting (internal control) as a basis for designing the audit procedures that are appropriate in the circumstances for the purpose of expressing our opinions on the financial statements, but not for the purpose of expressing an opinion on the effectiveness of the District's internal control. Accordingly, we do not express an opinion on the effectiveness of the District's internal control.

*A deficiency in internal control* exists when the design or operation of a control does not allow management or employees, in the normal course of performing their assigned functions, to prevent, or detect and correct, misstatements on a timely basis. A *material weakness* is a deficiency, or a combination of deficiencies, in internal control, such that there is a reasonable possibility that a material misstatement of the entity's financial statements will not be prevented, or detected and corrected, on a timely basis. A *significant deficiency* is a deficiency, or a combination of deficiencies, in internal control that is less severe than a material weakness, yet important enough to merit attention by those charged with governance.

Our consideration of internal control was for the limited purpose described in the first paragraph of this section and was not designed to identify all deficiencies in internal control that might be material weaknesses or significant deficiencies and therefore, material weaknesses or significant deficiencies may exist that were not identified. Given these limitations, during our audit we did not identify any deficiencies in internal control that we consider to be material weaknesses. We identified certain deficiencies in internal control, described in the accompanying schedule of findings and questioned costs, as items 2023-001 and 2023-002 that we consider to be significant deficiencies.

### **Report on Compliance and Other Matters**

As part of obtaining reasonable assurance about whether the District's financial statements are free from material misstatement, we performed tests of its compliance with certain provisions of laws, regulations, contracts and grant agreements, noncompliance with which could have a direct material effect on the financial statements. However, providing an opinion on compliance with those provisions was not an objective of our audit and accordingly, we do not express such an opinion. The results of our tests disclosed no instances of noncompliance or other matters that are required to be reported under *Government Auditing Standards*.

## **Stanberry R-II School District's Response to Findings**

*Government Auditing Standards* requires the auditor to perform limited procedures on the District's response to findings identified in our audit and described in the accompanying schedule of findings and questioned costs. The District's response was not subjected to the other auditing procedures applied in the audit of the financial statements and, accordingly, we express no opinion on the response.

### **Purpose of this Report**

The purpose of this report is solely to describe the scope of our testing of internal control and compliance and the results of that testing, and not to provide an opinion on the effectiveness of the entity's internal control or on compliance. This report is an integral part of an audit performed in accordance with *Government Auditing Standards* in considering the entity's internal control and compliance. Accordingly, this communication is not suitable for any other purpose.

*Clevenger & Associates, CPA, PC*

Chillicothe, Missouri

November 17, 2023

# Clevenger & Associates, CPA, PC

2881 Grand Drive  
Chillicothe, MO 64601  
(660) 646-4872

## INDEPENDENT AUDITORS' REPORT ON COMPLIANCE FOR EACH MAJOR PROGRAM AND ON INTERNAL CONTROL OVER COMPLIANCE REQUIRED BY THE UNIFORM GUIDANCE

To the Board of Education  
Stanberry R-II School District

### Report on Compliance for Each Major Federal Program

#### *Opinion on Each Major Federal Program*

We have audited Stanberry R-II School District's compliance with the types of compliance requirements identified as subject to audit in the *OMB Compliance Supplement* that could have a direct and material effect on each of Stanberry R-II School District's major federal programs for the year ended June 30, 2023. The District's major federal programs are identified in the summary of auditor's results section of the accompanying schedule of findings and questioned costs.

In our opinion, Stanberry R-II School District complied, in all material respects, with the types of compliance requirements referred to above that could have a direct and material effect on each of its major federal programs for the year ended June 30, 2023.

#### **Basis for Opinion on Each Major Federal Program**

We conducted our audit of compliance in accordance with auditing standards generally accepted in the United States of America; the standards applicable to financial audits contained in *Government Auditing Standards*, issued by the Comptroller General of the United States; and the audit requirements of Title 2 U.S. Code of Federal Regulations Part 200, *Uniform Administrative Requirements, Cost Principles, and Audit Requirements for Federal Awards* (Uniform Guidance). Our responsibilities under those standards and the Uniform Guidance are further described in the Auditor's Responsibilities for the Audit of Compliance section of our report.

We are required to be independent of the District and to meet our other ethical responsibilities, in accordance with relevant ethical requirements relating to our audit. We believe that the audit evidence we have obtained is sufficient and appropriate to provide a basis for our opinion on compliance for each major federal program. Our audit does not provide a legal determination of the District's compliance with the compliance requirements referred to above.

#### **Responsibilities of Management for Compliance**

Management is responsible for compliance with the requirements referred to above and for the design, implementation, and maintenance of effective internal control over compliance with the requirements of laws, statutes, regulations, rules, and provisions of contracts or grant agreements applicable to the District's federal programs.

#### **Auditors' Responsibilities for the Audit of Compliance**

Our objectives are to obtain reasonable assurance about whether material noncompliance with the compliance requirements referred to above occurred, whether due to fraud or error, and express an opinion on the District's compliance based on our audit. Reasonable assurance is a high level of assurance but is not absolute assurance and therefore is not a guarantee that an audit conducted in accordance with generally accepted auditing standards, *Government Auditing Standards*, and the Uniform Guidance will always detect material noncompliance when it exists. The risk of not detecting material noncompliance resulting from fraud is higher than for that resulting from error, as fraud may involve collusion, forgery, intentional omissions, misrepresentations, or the override of internal control. Noncompliance with the compliance requirements referred to above is considered material if there is a substantial likelihood that, individually or in the aggregate, it would influence the judgment made by a reasonable user of the report on compliance about the District's compliance with the requirements of each major federal program as a whole.

In performing an audit in accordance with generally accepted auditing standards, *Government Auditing Standards*, and the Uniform Guidance, we:

- Exercise professional judgment and maintain professional skepticism throughout the audit.
- Identify and assess the risks of material noncompliance, whether due to fraud or error, and design and perform audit procedures responsive to those risks. Such procedures include examining, on a test basis, evidence regarding the District's compliance with the compliance requirements referred to above and performing such other procedures as we considered necessary in the circumstances.
- Obtain an understanding of the District's internal control over compliance relevant to the audit in order to design audit procedures that are appropriate in the circumstances and to test and report on internal control over compliance in accordance with the Uniform Guidance, but not for the purpose of expressing an opinion on the effectiveness of the District's internal control over compliance. Accordingly, no such opinion is expressed.

We are required to communicate with those charged with governance regarding, among other matters, the planned scope and timing of the audit and any significant deficiencies and material weaknesses in internal control over compliance that we identified during the audit.

#### **Report on Internal Control over Compliance**

*A deficiency in internal control over compliance* exists when the design or operation of a control over compliance does not allow management or employees, in the normal course of performing their assigned functions, to prevent, or detect and correct, noncompliance with a type of compliance requirement of a federal program on a timely basis. *A material weakness in internal control over compliance* is a deficiency or a combination of deficiencies, in internal control over compliance, such that there is a reasonable possibility that material noncompliance with a type of compliance requirement of a federal program will not be prevented, or detected and corrected, on a timely basis. *A significant deficiency in internal control over compliance* is a deficiency, or a combination of deficiencies, in internal control over compliance with a type of compliance requirement of a federal program that is less severe than a material weakness in internal control over compliance, yet important enough to merit attention by those charged with governance.

Our consideration of internal control over compliance was for the limited purpose described in the Auditor's Responsibilities for the Audit of Compliance section above and was not designed to identify all deficiencies in internal control over compliance that might be material weaknesses or significant deficiencies in internal control over compliance. Given these limitations, during our audit we did not identify any deficiencies in internal control over compliance that we consider to be material weaknesses, as defined above. However, material weaknesses or significant deficiencies in internal control over compliance may exist that were not identified.

Our audit was not designed for the purpose of expressing an opinion on the effectiveness of internal control over compliance. Accordingly, no such opinion is expressed.

The purpose of this report on internal control over compliance is solely to describe the scope of our testing of internal control over compliance and the results of that testing based on the requirements of the Uniform Guidance. Accordingly, this report is not suitable for any other purpose.

*Clevenger & Associates, CPA, PC*

Chillicothe, Missouri  
November 17, 2023



STANBERRY R-II SCHOOL DISTRICT  
SCHEDULE OF EXPENDITURES OF FEDERAL AWARDS  
JUNE 30, 2023

| FEDERAL GRANTOR/<br>PASS-THROUGH GRANTOR/<br>PROGRAM TITLE  | Assistance<br>Listing<br>NUMBER | PASS-THROUGH<br>GRANTOR NUMBER | EXPENDITURES         |
|---|---------------------------------|--------------------------------|----------------------|
| <u>U.S. Department of Agriculture</u>   |                                 |                                |                      |
| Child Nutrition Cluster:  |                                 |                                |                      |
| Passed-through Missouri Department of<br>Elementary and Secondary Education:                            |                                 |                                |                      |
| National School Breakfast Program   | 10.553                          | 038-045                        | \$ 23,088.80         |
| National School Lunch Program   | 10.555                          | 038-045                        | 100,697.07           |
| National School Lunch Supply Chain  | 10.555                          | 038-045                        | 722.12               |
| Special Milk Program  | 10.556                          | 038-045                        | 767.57               |
| Non-Cash: Food Distribution Program   | 10.555                          | 038-045                        | 17,725.66            |
| Total Child Nutrition Cluster   |                                 |                                | <u>143,001.22</u>    |
| U.S. Department of Agriculture  |                                 |                                | <u>143,001.22</u>    |
| <u>U.S. Department of Education</u>   |                                 |                                |                      |
| Title V, Part B   | 84.358                          | n/a                            | 22,781.00            |
| Passed-through Missouri Department of<br>Elementary and Secondary Education:                            |                                 |                                |                      |
| Special Education Cluster:  |                                 |                                |                      |
| IDEA, Part B  | 84.027A                         | 038-045                        | 90,037.00            |
| COVID-19, ARP IDEA 611  | 84.027X                         | 038-045                        | 15,444.00            |
| COVID-19, ARP IDEA 619  | 84.173X                         | 038-045                        | 1,082.00             |
| ECSE 611  | 84.027A                         | 038-045                        | 2,094.00             |
| ECSE 619  | 84.173A                         | 038-045                        | 6,405.00             |
| Total Special Education Cluster   |                                 |                                | <u>115,062.00</u>    |
| Title I, Part A   | 84.010A                         | 038-045                        | 89,956.59            |
| Title I, Preschool  | 84.010A                         | 038-045                        | 33,599.00            |
| Total Title I Cluster   |                                 |                                | <u>123,555.59</u>    |
| COVID 19, Education Stabilization Fund Under the Coronavirus<br>Aid, Relief, and Economic Security Act: |                                 |                                |                      |
| ESSER II  | 84.425D                         | 038-045                        | 31,708.79            |
| ESSER III   | 84.425U                         | 038-045                        | 422,214.54           |
| GEER II   | 84.425C                         | 038-045                        | 861.00               |
| Total Education Stabilization Fund  |                                 |                                | <u>454,784.33</u>    |
| U.S. Department of Education  |                                 |                                | <u>716,182.92</u>    |
| Total Federal Expenditures  |                                 |                                | <u>\$ 859,184.14</u> |

See notes to the schedule of expenditures of federal awards.

STANBERRY R-II SCHOOL DISTRICT  
NOTES TO THE SCHEDULE OF EXPENDITURES OF FEDERAL AWARDS  
JUNE 30, 2023

**Note 1 Basis of Presentation**

The accompanying schedule of expenditures of federal awards (Schedule) includes the federal award activity of Stanberry R-II School District (District) under programs of the federal government for the year ended June 30, 2023. This Schedule is presented in accordance with the requirements of Title 2 U.S. *Code of Federal Regulations*, Part 200, *Uniform Administrative Requirements, Cost Principles, and Audit Requirements for Federal Awards* (Uniform Guidance). Because the Schedule presents only a selected portion of the operations of the District, it is not intended to and does not present the financial position, change in net position or cash flows of the District.

**Note 2 Basis of Accounting**

Expenditures reported on the Schedule are reported using the modified cash basis of accounting. Such expenditures are recognized following the cost principles contained in the Uniform Guidance, wherein certain types of expenditures are not allowable or are not reimbursed. The District has elected not to use the 10 percent de minimis indirect cost rate allowed under Uniform Guidance.

**Note 3 Relationship to Federal Financial Statements**

Amounts reported in the schedule of expenditures of federal awards agree with the amounts reported in the related federal financial reports.

**Note 4 Noncash Programs**

The commodities received, which are noncash revenues, are valued using prices provided by the United States Department of Agriculture.

**Note 5 Subrecipients**

The District did not provide funds to subrecipients during the year.

**STANBERRY R-II SCHOOL DISTRICT  
SCHEDULE OF FINDINGS AND QUESTIONED COSTS  
FOR THE YEAR ENDED JUNE 30, 2023**

**SECTION I - SUMMARY OF AUDITOR'S RESULTS**

*Financial Statements*

Type of report the auditor issued on whether the financial statements audited were prepared in accordance with the modified cash basis:

Unmodified

Internal control over financial reporting

Material weakness(es) identified? \_\_\_\_\_ Yes       X       No

Significant deficiency(ies) identified? \_\_\_\_\_ X Yes \_\_\_\_\_ No

Noncompliance material to the financial statements identified? \_\_\_\_\_ Yes       X       No

*Federal Awards*

Internal control over major federal programs:

Material weakness(es) identified? \_\_\_\_\_ Yes       X       No

Significant deficiency(ies) identified? \_\_\_\_\_ Yes       X       No

Type of auditors' report issued on compliance for major federal programs:

Unmodified

Any audit findings that are required to be reported in accordance with 2 CFR 200.516(a)? \_\_\_\_\_ Yes       X       No

Identification of major federal programs:

COVID-19: Elementary and Secondary School

Emergency Relief Fund:

ESSER II

ESSER III

GEER II

Assistance Listing Number:

84.425D

84.425U

84.425C

Dollar threshold used to distinguish between type A and type B \$750,000

Auditee qualified as a low risk auditee? \_\_\_\_\_ Yes       X       No

STANBERRY R-II SCHOOL DISTRICT  
SCHEDULE OF FINDINGS AND QUESTIONED COSTS  
FOR THE YEAR ENDED JUNE 30, 2023

**Section II -- Financial Statement Findings**

**SIGNIFICANT DEFICIENCY**

**2023-001 Segregation of Duties**

*Condition:* Because of a limited number of available personnel, it is not always possible to adequately segregate certain incompatible duties so that no one employee of the District has access to both physical assets and the related accounting records, or to all phases of a transaction. The District currently has one full time bookkeeper to handle the accounting needs of the District. There are some mitigating controls in place but it is not possible to have segregation in all areas.

*Criteria:* Duties should be segregated so that no one employee has access to physical assets and the related accounting records, or to all phases of a transaction.

*Effect:* Risk is present that errors or irregularities in amounts that would be material to the basic financial statements may occur and not be detected within a timely period by employees in the normal course of performing their assigned functions.

*Recommendation:* Duties should be segregated so that no one employee has access to both physical assets and the related accounting records, or to all phases of a transaction. Due to limited resources and personnel, management may not be able to achieve a proper segregation of duties.

*Management Response:* The limited number of available personnel prohibits segregation of incompatible duties and the District does not have the resources to hire additional accounting personnel.

**SIGNIFICANT DEFICIENCY**

**2023-002 Payroll Reporting**

*Condition:* The reconciliation of gross wages to retirement wages on the GASB 68 Reconciliation is incorrect by a material amount and does not tie the reports together. The District did not account for the difference in reporting period between retirement salaries, which goes by ledger posting date, and Form 941 salaries, which go by check date. Monitoring of the reconciliation process was ineffective.

*Criteria:* Payroll reporting spreadsheets for PSRS should be reconciled to the software data and reviewed for accuracy before filing. These wages should be reconciled to retirement wages for PSRS reporting. Monitoring should be effective enough to detect and correct errors prior to filing of reports.

*Effect:* Risk is present that errors or irregularities in amounts that would be material to the basic financial statements may occur if not regularly reconciled.

*Recommendation:* We recommend that the District review its reconciliation and monitoring processes and update them to create an effective control over payroll reporting.

*Management Response:* The District's management will add monitoring processes to detect and correct errors prior to the GASB 68 report submission.

STANBERRY R-II SCHOOL DISTRICT  
SCHEDULE OF FINDINGS AND QUESTIONED COSTS  
FOR THE YEAR ENDED JUNE 30, 2023

**Section III -- Federal Award Findings and Questioned Costs**

None

# STANBERRY R-II SCHOOL DISTRICT

Dr. John Davison, Superintendent  
610 N. Park Street  
Stanberry, MO 64489

November 17, 2023

Clevenger & Associates, CPA, PC  
2881 Grand Drive  
Chillicothe, MO 64601

Re: Letter of Response

Dear Clevenger & Associates, CPA, PC

We have reviewed the findings relating to our audit for the year ended June 30, 2023. Our response to your findings are below:

## **Financial Statement Audit Findings**

### *2023-001 Segregation of duties*

*Recommendation:* Duties should be segregated so that no one employee has access to both physical assets and the related accounting records, or to all phases of a transaction. Due to limited resources and personnel, management may not be able to achieve a proper segregation of duties.

*Action Taken:* The limited number of available personnel prohibits segregation of incompatible duties and the District does not have the resources to hire additional accounting personnel.

*Completion Date:* Not applicable


### *2023-002 Payroll Reporting*

*Recommendation:* We recommend that the District review its reconciliation and monitoring processes and update them to create an effective control over payroll reporting.

*Action Taken:* The District will review guidance pertaining to payroll reporting for PSRS so that future payroll reporting documents can be reconciled within materiality of the software totals.

*Completion Date:* November 2023

Regards,



Dr. John Davison, Superintendent

STANBERRY R-II SCHOOL DISTRICT  
SCHEDULE OF PRIOR AUDIT FINDINGS  
FOR THE YEAR ENDED JUNE 30, 2023

**Financial Statement Finding**

2022-001 Segregation of duties

**Auditor's Recommendation:**

We realize that because of limited resources and personnel, management may not be able to achieve a proper segregation of duties; however, our professional standards require that we bring the lack of segregation of duties to your attention in this report.

**Status:**

Uncorrected

---

**SUPPLEMENTARY STATE  
INFORMATION**

---



# Clevenger & Associates, CPA, PC

2881 Grand Drive  
Chillicothe, MO 64601  
(660) 646-4872

## **INDEPENDENT ACCOUNTANTS' REPORT ON MANGEMENT'S ASSERTIONS ABOUT COMPLIANCE WITH SPECIFIED REQUIREMENTS OF MISSOURI LAWS AND REGULATIONS**

To the Board of Education  
Stanberry R-II School District  
Stanberry, Missouri

We have examined management of Stanberry R-II School District's assertions that Stanberry R-II School District complied with the requirements of Missouri Laws and Regulations regarding budgetary and disbursement procedures; accurate disclosure of the District's attendance records of the average daily attendance, standard day length, resident membership on the last Wednesday of September, pupil transportation records of the average daily transportation of pupils eligible and ineligible for state aid, the number of miles eligible and ineligible for state aid and other statutory requirements included in the accompanying Schedule of Selected Statistics during the year ended June 30, 2023. Stanberry R-II School District's management is responsible for its assertions. Our responsibility is to express an opinion on management's assertions about Stanberry R-II School District's compliance with the above specified requirements based on our examination.

Our examination was conducted in accordance with attestation standards established by the American Institute of Certified Public Accountants. Those standards require that we plan and perform the examination to obtain reasonable assurance about whether management's assertions about compliance with the specified requirements are fairly stated, in all material respects. An examination involves performing procedures to obtain evidence about whether management's assertions are fairly stated, in all material respects. The nature, timing, and extent of the procedures selected depend on our judgment, including an assessment of the risks of material misstatement of management's assertions, whether due to fraud or error. We believe that the evidence we obtained is sufficient and appropriate to provide a reasonable basis for our opinion.

In our opinion, management's assertions that Stanberry R-II School District complied with the requirements included in the Schedule of Selected Statistics are fairly stated, in all material respects.

This report is intended solely for the information and use of the Board of Education, District management, and the Missouri Department of Elementary and Secondary Education and is not intended to be, and should not be, used by anyone other than these specified parties.

*Clevenger & Associates, CPA, PC*

Chillicothe, Missouri  
November 17, 2023

STANBERRY R-II SCHOOL DISTRICT  
 SCHEDULE OF SELECTED STATISTICS  
 FOR THE YEAR ENDED JUNE 30, 2023

**Calendar (SECTIONS 160.041, 171.029, 171.031, AND 171.033 RSMO)**

Report each unique calendar the district/charter school has as defined by Sections 160.041, 171.029, 171.031, and 171.033, RSMo.

| School Code | Beginning Grade | End Grade | Standard           |            |      | Hours in Session |
|-------------|-----------------|-----------|--------------------|------------|------|------------------|
|             |                 |           | Half Day Indicator | Day Length | Days |                  |
| 4020        | K               | 6         |                    | 6.6        | 163  | 1068.2000        |
| 1050        | 7               | 12        |                    | 6.6        | 163  | 1068.2000        |

|        |  |
|--------|--|
| Notes: |  |
|        |  |
|        |  |

**Attendance Hours**

Report the total attendance hours of PK-12 students allowed to be claimed for the calculation of Average Daily Attendance.

| School Code        | Grade Level | Full-Time Hours     | Part-Time Hours | Remedial Hours | Other Hours | Summer       |                     |
|--------------------|-------------|---------------------|-----------------|----------------|-------------|--------------|---------------------|
|                    |             |                     |                 |                |             | School hours | Total Hours         |
| 4020               | K           | 29,914.5000         | -               | -              | -           | -            | 29,914.5000         |
| 4020               | 1           | 33,702.9168         | -               | -              | -           | -            | 33,702.9168         |
| 4020               | 2           | 41,721.3332         | -               | -              | -           | -            | 41,721.3332         |
| 4020               | 3           | 33,598.0667         | -               | -              | -           | -            | 33,598.0667         |
| 4020               | 4           | 37,015.2835         | -               | -              | -           | -            | 37,015.2835         |
| 4020               | 5           | 23,478.3831         | -               | -              | -           | -            | 23,478.3831         |
| 4020               | 6           | 37,211.8833         | -               | -              | -           | -            | 37,211.8833         |
| 1050               | 7           | 26,820.7333         | -               | -              | -           | -            | 26,820.7333         |
| 1050               | 8           | 22,402.8497         | -               | -              | -           | -            | 22,402.8497         |
| 1050               | 9           | 22,693.2332         | -               | -              | -           | -            | 22,693.2332         |
| 1050               | 10          | 22,943.5670         | -               | -              | -           | -            | 22,943.5670         |
| 1050               | 11          | 25,135.8999         | -               | -              | -           | -            | 25,135.8999         |
| 1050               | 12          | 20,206.3167         | 777.6167        | -              | -           | -            | 20,983.9334         |
| <b>Grand Total</b> |             | <b>376,844.9664</b> | <b>777.6167</b> | <b>-</b>       | <b>-</b>    | <b>-</b>     | <b>377,622.5831</b> |

|        |  |
|--------|--|
| Notes: |  |
|        |  |
|        |  |



STANBERRY R-II SCHOOL DISTRICT  
SCHEDULE OF SELECTED STATISTICS  
FOR THE YEAR ENDED JUNE 30, 2023

**Finance**

Answer the following questions with an appropriate response of true, false, or N/A unless otherwise noted.

| Sectio | Question   | Answer (T/F) |
|--------|--|--------------|
| 5.1    | The district/charter school maintained a calendar in accordance with 160.041, 171.029, 171.031, and 171.033, RSMo and all attendance hours were reported.  | T            |
| 5.2    | The district/charter school maintained complete and accurate attendance records allowing for the accurate calculation and reporting by category of Average Daily Attendance, which includes the reporting of calendar and attendance hours, for all students in accordance with all applicable state rules and regulations. Sampling of records included those students receiving instruction in the following categories: | T            |
|        | Academic Programs Off-Campus   | N/A          |
|        | Career Exploration Program – Off Campus  | T            |
|        | Cooperative Occupational Education (COE) or Supervised Occupational Experience   | N/A          |
|        | Dual enrollment  | T            |
|        | Homebound instruction  | N/A          |
|        | Missouri Options   | N/A          |
|        | Prekindergarten eligible to be claimed for state aid   | N/A          |
|        | Remediation  | N/A          |
|        | Sheltered Workshop participation   | N/A          |
|        | Students participating in the school flex program  | N/A          |
|        | Traditional instruction (full and part-time students)  | T            |
|        | Virtual instruction (MOCAP or other option)  | T            |
|        | Work Experience for Students with Disabilities   | N/A          |
| 5.3    | The district/charter school maintained complete and accurate attendance records allowing for the accurate calculation of September Membership for all students in accordance with all applicable state rules and regulations.  | T            |
| 5.4    | The district/charter school maintained complete and accurate attendance and other applicable records allowing for the accurate reporting of the State FTE count for Free and Reduced Lunch for all students in accordance with all applicable state rules and regulations.   | T            |
| 5.5    | As required by Section 162.401, RSMo, a bond was purchased for the district's school treasurer or as required by Section 160.405, RSMo, a bond was purchased for the charter schools chief financial officer or an insurance policy issued by an insurance company that proves coverage in the event of employee theft in the total amount of:   | \$ 50,000.00 |
| 5.6    | The district's/charter school's deposits were secured during the year as required by Sections 110.010 and 110.020, RSMo., and the Missouri Financial Accounting Manual.  | T            |
| 5.7    | The district maintained a separate bank account for all Debt Service Fund monies in accordance with Section 108.180 and 165.011, RSMo.   | N/A          |
| 5.8    | Salaries reported for educators in the October MOSIS Educator Core and Educator School files are supported by complete and accurate payroll and contract records. This includes payments for Teacher Baseline Salary Grants and Career Ladder if applicable.   | T            |

STANBERRY R-II SCHOOL DISTRICT  
 SCHEDULE OF SELECTED STATISTICS  
 FOR THE YEAR ENDED JUNE 30, 2023

**Finance (continued)**

Answer the following questions with an appropriate response of true, false, or N/A unless otherwise noted.

|      |  |              |
|------|--|--------------|
| 5.9  | If a \$162,326 or 7% x SAT x WADA transfer was made in excess of adjusted expenditures, the board approved a resolution to make the transfer, which identified the specific projects to be funded by the transfer and an expected expenditure date for the projects to be undertaken.  | N/A          |
| 5.10 | The district/charter school published a summary of the prior year's audit report within thirty days of the receipt of the audit pursuant to Section 165.121, RSMo.   | T            |
| 5.11 | The district has a professional development committee plan adopted by the board with the professional development committee plan identifying the expenditure of seventy-five percent (75%) of one percent (1%) of the current year basic formula apportionment. Remaining 25% of 1% if not spent must be restricted and spent on appropriate expenditures in the future. | T            |
| 5.12 | The amount spent for approved professional development committee plan activities was:  | \$ 14,681.51 |
| 5.13 | The district/charter school has posted, at least quarterly, a searchable expenditure and revenue document or database detailing actual income, expenditures, and disbursement for the current calendar or fiscal year on the district or school website or other form of social media as required by Section 160.066, RSMo..   | T            |

|        |
|--------|
| Notes: |
|        |
|        |

All above "False" answers **must** be supported by a finding or management letter comment.

|                            |                         |
|----------------------------|-------------------------|
| Finding:                   | No reportable findings  |
|                            |                         |
|                            |                         |
| Management Letter Comment: | No management comments. |
|                            |                         |

STANBERRY R-II SCHOOL DISTRICT  
 SCHEDULE OF SELECTED STATISTICS  
 FOR THE YEAR ENDED JUNE 30, 2023

**Transportation (SECTION 163.161, RSMO)**

Answer the following questions with an appropriate response of true, false, or N/A unless otherwise noted.

| Section | Question   | Answer |
|---------|--|--------|
| 6.1     | The school transportation allowable costs substantially conform to 5 CSR 30-261.040, Allowable Costs for State Transportation Aid.   | T      |
| 6.2     | The district's/charter school's pupil transportation ridership records are maintained in a manner to accurately disclose in all material respects the average number of regular riders transported.  | T      |
| 6.3     | Based on the ridership records, the average number of students (non-disabled K-12, K-12 students with disabilities and career education) transported on a regular basis (ADT) was:                   |        |
|         | Eligible ADT   | 222    |
|         | Ineligible ADT   | 0      |
| 6.4     | The district's/charter school's transportation odometer mileage records are maintained in a manner to accurately disclose in all material respects the eligible and ineligible mileage for the year. | T      |
| 6.5     | Actual odometer records show the total district/charter-operated and contracted mileage for the year was:  | 70,225 |
| 6.6     | Of this total, the eligible non-disabled and students with disabilities route miles and the ineligible non-route and disapproved miles (combined) was:   |        |
|         | Eligible Miles   | 56,509 |
|         | Ineligible Miles(Non-route/Disapproved)  | 13,716 |
| 6.7     | Number of days the district/charter school operated the school transportation system during the regular school year:   | 163    |

|        |
|--------|
| Notes: |
|        |
|        |
|        |

All above "False" answers **must** be supported by a finding or management letter comment.

|                            |                         |
|----------------------------|-------------------------|
| Finding:                   | No reportable findings. |
|                            |                         |
|                            |                         |
|                            |                         |
| Management Letter Comment: | No management comments. |
|                            |                         |